

# Continuous-variable optical quantum-state tomography

A. I. Lvovsky\*

*Department of Physics and Astronomy, University of Calgary, Calgary, Alberta, Canada T2N 1N4*

M. G. Raymer†

*Department of Physics and Oregon Center for Optics, University of Oregon, Eugene, Oregon 97403, USA*

(Published 16 March 2009)

This review covers the latest developments in continuous-variable quantum-state tomography of optical fields and photons, placing a special emphasis on its practical aspects and applications in quantum-information technology. Optical homodyne tomography is reviewed as a method of reconstructing the state of light in a given optical mode. A range of relevant practical topics is discussed, such as state-reconstruction algorithms (with emphasis on the maximum-likelihood technique), the technology of time-domain homodyne detection, mode-matching issues, and engineering of complex quantum states of light. The paper also surveys quantum-state tomography for the transverse spatial state (spatial mode) of the field in the special case of fields containing precisely one photon.

DOI: [10.1103/RevModPhys.81.299](https://doi.org/10.1103/RevModPhys.81.299)

PACS number(s): 03.65.Wj, 42.50.Dv

## CONTENTS

I. Introduction	299	1. Description of the state	315
A. The concept of quantum tomography	299	2. Homodyne characterization	316
B. Quantum tomography of light	301	B. Fock state tomography	317
1. Optical homodyne tomography	301	C. The optical qubit	318
2. Optical mode tomography	302	1. The dual-rail qubit	318
II. The Principles of Homodyne Tomography	302	2. Nonlocality of the single photon	318
A. Balanced homodyne detection	302	3. Remote state preparation using the nonlocal single-photon state	319
B. Wigner function	304	4. Teleportation using the nonlocal single-photon state	319
III. Reconstruction Algorithms	304	5. Quantum-optical catalysis	319
A. State reconstruction via inverse linear transformation	305	D. “Schrödinger cats” and “kittens”	319
1. Inverse Radon transformation	305	1. Preparation by photon subtraction	320
2. Pattern functions	305	2. Generating “Schrödinger cats” from Fock states	321
B. Maximum-likelihood reconstruction	306	E. Photon-added states	322
1. Why maximum likelihood?	306	1. Single-photon-added coherent states	322
2. Classical algorithm	307	2. Single-photon-added thermal states	323
3. The discrete quantum case	307	VI. Spatial Quantum-State Tomography	323
4. Iterative scheme for homodyne tomography	308	A. Spatial mode of the one-photon field	323
5. Error handling	309	B. Noninterferometric reconstruction	324
C. Maximum-entropy reconstruction	309	C. Interferometric reconstruction by wave-front inversion	325
IV. Technical Aspects	310	VII. Summary and Outlook	327
A. Time-domain homodyne detection	310	Acknowledgments	328
B. Matching the mode of the local oscillator	311	References	328
1. The advanced wave	311		
2. Decorrelating photons	312		
3. The continuous-wave case	313		
4. Strong pumping mode	314		
V. Applications in Quantum Technology	314		
A. Two-mode squeezed vacuum	315		

\*lvov@ucalgary.ca

†raymer@uoregon.edu

## I. INTRODUCTION

### A. The concept of quantum tomography

A quantum state is what one knows about a physical system. The known information is codified in a state vector  $|\psi\rangle$ , or in a density operator  $\hat{\rho}$ , in a way that enables the observer to make the best possible statistical predictions about any future interactions (including measure-

ments) involving the system. Such a definition has a comfortable interpretation within information theory, and so it appears natural in the context of research in quantum information (QI).

Imagine that an experimentalist, Alice, uses a well-characterized procedure to prepare an individual particle in a particular physical state. Since Alice possesses the information about the procedure, she can make definite predictions about the particle's behavior under various conditions, and is thus fully aware of the particle's state.

Now suppose Alice sends the prepared particle to another party, Bob, who is not aware of the preparation procedure, but wishes to determine the state of the particle. By making observations on the particle, Bob can obtain information about the physical state prepared by Alice by observing how it interacts with other well-characterized systems, such as a measurement apparatus.<sup>1</sup> The amount and nature of this information depend strongly on whether the particle is macroscopic or microscopic. In the macroscopic, classical case, Bob can observe the individual particle's trajectory without disturbing it, and determine its state.

In quantum mechanics, on the contrary, it is impossible to learn the quantum state of any individual physical system. Each observation, no matter how subtle, will disturb its state just enough to prevent further observations from yielding enough information for a state determination (D'Ariano and Yuen, 1996). This is the basis of quantum key distribution for cryptography (Bennett and Brassard, 1984).

If Alice provides Bob with an ensemble of identically prepared systems, then he can measure the same variable for each system, and build up a histogram of outcomes, from which a probability density can be estimated. According to the Born rule of quantum theory, this measured probability density will equal the square modulus of the state-vector coefficients, represented in the state-space basis corresponding to the measuring apparatus. This by itself will not yet yield the full state information since the phase of the complex state-vector coefficients will be lost.

As an example, measure the position  $x$  of each of 100 000 identically prepared electrons, which can move only in one dimension. This yields an estimate of the position probability density, or the square modulus  $|\psi(x)|^2$  of the Schrödinger wave function. If the wave function has the form  $|\psi(x)|\exp[i\phi(x)]$ , where  $\phi(x)$  is a spatially dependent phase, then we will need more information than simply  $|\psi(x)|^2$  in order to know the wave function. If we are able to measure the momentum  $p$  of a second group of identically prepared electrons, then we can estimate the probability density  $|\tilde{\psi}(p)|^2$ , where

$$\tilde{\psi}(p) = \int \psi(x)\exp(-ixp/\hbar)dx \quad (1)$$

is the Fourier transform of the spatial wave function. If we know *a priori* that the ensemble can be described by a pure state, then we can determine, by numerical methods, the complex wave function  $\psi(x)$ , up to certain symmetry transformations (such as a complex conjugation) just from these two types of measurement. This is a classic example of phase retrieval (Gerchberg and Saxton, 1972).

In the typical case, however, we do not know ahead of time if the system's state is pure or mixed. Then we must make *many* sets of measurements on many subensembles, each time modifying the apparatus so that sets of projection statistics associated with a different basis can be acquired. One can then combine these results to reconstruct the density matrix of the state (Raymer, 1997a). The data do not yield the state directly, but rather indirectly through data analysis (i.e., a logical inference process). This is the basis of quantum-state tomography (QST). A set of observables whose measurements provide tomographically complete information about a quantum system is called a *quorum* (Fano, 1957).

Niels Bohr (1958) seems to have had an intuitive idea of QST when he said, "A completeness of description like that aimed at in classical physics is provided by the possibility of taking every conceivable arrangement into account." A more rigorous concept was developed in theoretical proposals (Newton and Young, 1968; Band and Park, 1970, 1971, 1979; Bertrand and Bertrand, 1987; Vogel and Risken, 1989), followed by the first experiments determining the quantum state of a light field (Smithey, Beck, Cooper, Raymer, *et al.*, 1993; Smithey, Beck, Raymer, *et al.*, 1993). Nowadays, quantum tomography has been applied to a variety of quantum systems and has become a standard tool in QI research (Paris and Reháček, 2004).

To continue the example of an electron moving in one dimension, a quorum of variables can be constructed by measuring different groups of electrons' positions  $x'$  after a variable length of time has passed. For example, in free space this is  $x' = x + pt/m$ , where  $m$  is the electron mass. The wave function at time  $t$  is

$$\psi(x', t) = \int G(x', x; t)\psi(x)dx, \quad (2)$$

where

$$G(x', x; t) = \sqrt{\frac{m}{2\pi i\hbar t}} \exp\left(\frac{im(x - x')^2}{2\hbar t}\right) \quad (3)$$

is the quantum propagator appropriate to the wave equation for the particle. The experimentally estimated probability densities  $\text{pr}(x', t) = |\psi(x', t)|^2$ , for all  $t$  (positive and negative), provide sufficient information to invert Eq. (2) and determine the complex state function  $\psi(x)$  [assuming the functions  $\text{pr}(x', t)$  are measured with very high signal-to-noise ratio]. Note that Eq. (2) can be in-

<sup>1</sup>We can interpret the quantum state as a belief, or confidence level, that a person has in his or her knowledge and ability to predict future outcomes concerning the physical system (Fuchs, 2002). No measurements can, generally speaking, provide full information on Alice's preparation procedure.

terpreted as a generalization of Eq. (1). As such, it corresponds to a change of basis.

If the state is not known beforehand to be pure (that is, the physical system's state is entangled with some other system), then it is described by a density matrix,  $\rho(x'_1, x'_2; t)$ ,

$$\rho(x'_1, x'_2; t) = \int \int dx_1 dx_2 \times G^*(x'_1, x_1; t) G(x'_2, x_2; t) \rho(x_1, x_2; 0). \quad (4)$$

Through inversion of Eq. (4), the set of the measured probability functions  $\text{pr}(x'; t) = \rho(x', x', t)$  determines the density matrix  $\rho(x_1, x_2; 0)$ .

This procedure works in principle for a Schrödinger equation with an arbitrary, known potential-energy function. Such a method was proposed (Raymer *et al.*, 1994; Janicke and Wilkens, 1995; Leonhardt and Raymer, 1996; Raymer, 1997b) and implemented (Kurtsiefer *et al.*, 1997) for the transverse spatial state of an ensemble of helium atoms and the classical light beam (McAlister *et al.*, 1995).

An important, recently introduced extension to QST is quantum-process tomography (QPT). Consider a quantum “black box,” which subjects each incoming quantum state to some unknown transformation. The goal of QPT is to determine this transformation so the output of the black box can be predicted for an arbitrary input.

A general quantum process is a trace-preserving, positive linear map on the linear space  $\mathcal{L}(\mathcal{H})$  of all density matrices over Hilbert space  $\mathcal{H}$ . The process can thus be characterized by feeding it with each of the  $(\dim \mathcal{H})^2$  elements of a spanning set of  $\mathcal{L}(\mathcal{H})$  and performing QST on the outputs.

Such a direct approach to QPT was first proposed by Poyatos *et al.* (1997) as well as Chuang and Nielsen (1997) and experimentally realized on one-qubit teleportation (Nielsen *et al.*, 1998), a system formed by the vibrational levels of atoms in an optical lattice (Myrskog *et al.*, 2005) and on a two-qubit controlled-NOT gate (Childs *et al.*, 2001; O'Brien *et al.*, 2004). In an alternative approach, information about the process is recovered by performing tomography on the output state of a single maximally entangled bipartite input with the process acting on one of the two input subspaces (D'Ariano and Lo Presti, 2001). Experimental results based on the latter scheme were obtained for a general single-qubit gate (Altepeter *et al.*, 2003; De Martini *et al.*, 2003).

Further study of QPT is beyond the scope of this paper. A comprehensive review on the subject has recently been given by Mohseni *et al.* (2008).

## B. Quantum tomography of light

The current interest in QST is motivated by recent developments in QI processing, which requires *inter alia* a technique for detailed characterization of quantum states involved (Paris and Řeháček, 2004). Additionally, significant progress has been made in measurement

technologies, which now allow experimenters to measure a set of observables sufficiently diverse to allow reliable state reconstruction from the data.

Among many physical systems in which QI processing can be implemented, light is of particular significance because it is mobile and thus irreplaceable as an information carrier in quantum communication networks. In this paper, we review the methods for QST of optical fields.

Even specialized to light, quantum tomography is too vast a field to be fully covered in a single review paper. Here we choose to concentrate on optical QST, which involves measuring continuous degrees of freedom: field amplitude and/or spatial distribution. We study two closely related tomographic problems. The first deals with the case in which the mode of the field is known (or chosen) *a priori*, and the state of this mode is to be determined. The second deals with the case in which the full field is known to contain exactly one photon, but the manner in which this photon is distributed among spatial and spectral modes is to be determined.

## 1. Optical homodyne tomography

The Hamiltonian of an electromagnetic mode is equivalent to that of the harmonic oscillator. Quantum states of light in this mode can thus be reconstructed similarly to motional states of massive particles discussed in the previous section. This is done by measuring quantum noise statistics of the field amplitudes at different optical phases (Leonhardt, 1997). The procedure of this reconstruction is known as optical homodyne tomography (OHT).

It is interesting, in the context of this paper, that homodyne tomography was the first experimental demonstration of optical QST. Using balanced homodyne detection (BHD), Smithey, Beck, Raymer, *et al.* (1993) measured a set of probability densities for the quadrature amplitudes of a squeezed state of light. These histograms were inverted using the inverse Radon transform, familiar from medical tomographic imaging, to yield a reconstructed Wigner distribution and density matrix for a squeezed state of light. This 1993 paper introduced the term “tomography” into quantum optics.

OHT is the subject of the next four sections of this paper. In Secs. II and III, we discuss the concept of homodyne tomography and the methods of reconstructing the state's Wigner function and density matrix from a set of experimental data. Special attention is paid to the likelihood-maximization technique, which is now most commonly used. Section IV is devoted to technical issues arising in experimental OHT. In Sec. V, we discuss applications of OHT in experiments of engineering and characterizing specific quantum states of light, such as photons, qubits, and Schrödinger cat states.

In the context of applications, it is instructive to compare OHT with another technique: determining the

quantum state of a system of dual-rail optical qubits<sup>2</sup> by measuring relative photon number statistics in each mode and in their various linear superpositions. Due to its relative simplicity, this approach has been applied in many experiments [see [Altepeter et al. \(2004\)](#) for a review].

A textbook example of the above is the work of [James et al. \(2001\)](#). In this experiment, the polarization state of a pair of entangled photons  $A$  and  $B$  generated in type-II parametric down-conversion was analyzed by measuring photon coincidence count statistics in 16 polarization projections. Tomographic analysis has revealed the photons to be almost perfectly in the state

$$|\Psi\rangle = \frac{1}{\sqrt{2}}(|H_A V_B\rangle + |V_A H_B\rangle), \quad (5)$$

where  $H$  and  $V$  indicate horizontal and vertical polarization. It is tempting to say that such a state has high entanglement.

This analysis does not reveal, however, that the photon pair is generated not “on demand,” but with some probability  $\varepsilon^2$ , which is usually low. A more complete representation of the state of the optical modes analyzed could be

$$|\Psi\rangle = |0_{AH}0_{AV}0_{BH}0_{BV}\rangle + \varepsilon(|1_{AH}0_{AV}1_{BH}0_{BV}\rangle + |0_{AH}1_{AV}0_{BH}1_{BV}\rangle) + O(\varepsilon^2), \quad (6)$$

where, for example,  $|1\rangle_{AV}$  indicates a one-photon state present in the vertical polarization mode of channel  $A$ . The bipartite entanglement is of the order  $|\varepsilon^2 \log(\varepsilon)|$ , which is much less than 1.

Equations (5) and (6) reveal a significant limitation of the photon-counting approach. This method works well if it is *a priori* known that the modes involved are in one of the qubit basis states or their linear combination. In practice, however, this is not always the case: photons can be lost, or multiple photons can be present where we expect only one. Such events compromise the performance of quantum logical gates, but usually go unrecognized by the photon-counting approach; they are simply eliminated from the analysis.<sup>3</sup> As a result, one characterizes not the true quantum state of the carrier modes, but its *projection* onto the qubit subspace of the optical Hilbert space. This may lead to a false estimation of gate performance benchmarks ([van Enk et al., 2007](#)).

OHT, on the contrary, permits *complete* characterization of the field state in a particular spatiotemporal mode, taking into account the entire Hilbert space of quantum optical states. It thus provides more reliable

information about the performance and scalability of an optical QI processor. However, it is also more technically involved as it requires matched local oscillators, sophisticated detection electronics, larger positive operator-valued measures (POVMs), and measurement data sets. It is thus less suitable for characterizing multimode states: to date, the largest qubit systems measured using photon counting contained six qubits ([Lu et al., 2007](#)) while with OHT, only single dual-rail qubits were reconstructed ([Babichev, Appel, and Lvovsky, 2004](#)).

## 2. Optical mode tomography

An altogether different use of QST arises when a light field is known to contain a definite number of photons, but their distribution over spatial and/or spectral modes is unknown. If the set of modes is *discrete* (e.g., in the case of polarization qubits), characterization can be done using the photon-counting method discussed above ([Altepeter et al., 2004](#)). But if the distribution of light particles over electromagnetic modes is described by a *continuous* degree of freedom, methods of continuous-variable QST become irreplaceable.

The problem of reconstructing the modal distribution of a field state is largely analogous to determining the spatial wave function  $\psi(\vec{r})$  of a massive particle, as described by Eq. (2). It turns out that the procedure outlined via Eqs. (1)–(4) also applies to QST for an ensemble of single photons, and is in fact quite similar to the method of OHT. This is consistent with the adoption of a definition for a photon’s spatial wave function ([Sipe, 1995](#); [Bialynicki-Birula, 1996](#); [Smith and Raymer, 2007](#)), in which the Schrödinger equation is replaced by the Maxwell equations (since a photon cannot be strictly localized in space, some subtleties must be taken into account). In Sec. VI, we analyze various techniques and recent experimental progress in reconstructing spatial optical modes of single photons as well as entangled pairs.

## II. THE PRINCIPLES OF HOMODYNE TOMOGRAPHY

### A. Balanced homodyne detection

The technique of balanced homodyne detection (BHD) and homodyne tomography has been extensively described in the literature, for example, in the textbook of [Leonhardt \(1997\)](#) and in recent reviews by [Raymer and Beck \(2004\)](#), [Zhang \(2004\)](#), and [Zavatta, Viciani, and Bellini \(2006\)](#). Here we present only a brief introduction with concentration on theoretical aspects of mode matching between the local oscillator and the signal field.

Figure 1 illustrates balanced homodyne detection, which is a means to measure the amplitude of any phase component of a light mode. In BHD, the weak signal field  $\hat{E}_S(t)$  (which may be multimode) and a strong coherent local oscillator (LO) field  $\hat{E}_L(t)$  are overlapped at

<sup>2</sup>In the dual-rail qubit, the logical value is assigned to a single photon being in one of two orthogonal modes  $A$  or  $B$ :  $|\tilde{0}\rangle = |1_A, 0_B\rangle$ ,  $|\tilde{1}\rangle = |0_A, 1_B\rangle$ , where the right-hand side is written in the photon number (Fock) basis for each mode.

<sup>3</sup>An important exception is the work by [Chou et al. \(2005\)](#), where the photon-counting approach is used, but the vacuum contribution is accounted for when evaluating the entanglement of a dual-rail qubit.

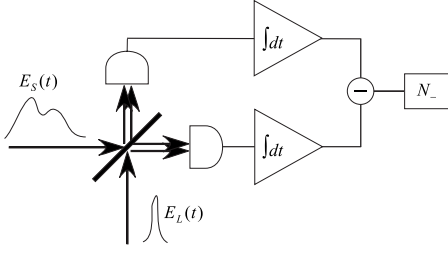


FIG. 1. Balanced homodyne detection.

a 50% reflecting beam splitter, and the two interfered fields are detected, temporally integrated, and subtracted.

The signal electric field operator is written as a sum of positive- and negative-frequency parts, which are conjugates of one another,  $\hat{E}_S = \hat{E}_S^{(+)} + \hat{E}_S^{(-)}$ . The positive-frequency part can be decomposed into plane waves according to Dirac's quantization scheme,

$$\hat{E}_S^{(+)}(\vec{r}, t) = i \sum_j \sqrt{\frac{\hbar \omega_j}{2\epsilon_0 V}} \hat{b}_j \vec{\epsilon}_j \exp(i\vec{k}_j \cdot \vec{r} - i\omega_j t), \quad (7)$$

where  $\omega_j$ ,  $\vec{k}_j$ , and  $\vec{\epsilon}_j$  are, respectively, the mode frequency, wave vector, and the unit polarization vector; the creation and annihilation operators obey the commutator  $[\hat{b}_j, \hat{b}_{j'}^\dagger] = \delta_{jj'}$  and are defined in some large volume  $V$  (which may be taken to infinity later). It is convenient to consider the signal field in the paraxial approximation with  $z$  the propagation axis. In this case  $\omega_j \approx ck_{jz}$  and the polarization  $\vec{\epsilon}_j$  is along either  $x$  or  $y$ .

The LO field is treated classically, and at each photodiode face ( $z=0$ ) is assumed to be a strong coherent pulse propagating along the  $z$  axis,

$$\vec{E}_L^{(+)}(\vec{r}, t) = i \sqrt{\frac{\hbar \omega_L}{2\epsilon_0 V}} \alpha_L \vec{\epsilon}_L v_L(x, y) g_L(t) \times \exp(ik_L z - i\omega_L t), \quad (8)$$

where the coherent-state amplitude is  $\alpha_L = |\alpha_L| e^{i\theta}$ , and  $v_L(x, y) g_L(t)$  is the normalized spatiotemporal mode.

The local oscillator and the signal fields meet at a beam splitter, where they undergo the transformation

$$(\vec{E}_L, \hat{E}_S) \rightarrow \left( \frac{\vec{E}_L + \hat{E}_S}{\sqrt{2}}, \frac{\vec{E}_L - \hat{E}_S}{\sqrt{2}} \right). \quad (9)$$

The difference of the numbers of photoelectrons recorded in the two beam splitter outputs is then, assuming a perfect detection efficiency [see Raymer *et al.* (1995) and Raymer and Beck (2004) for details and more general considerations],

$$\hat{N}_- = \int_{\text{det}} \int_{\Delta t} \frac{\epsilon_0 V}{c \hbar \omega} (2\vec{E}_L \hat{E}_S) dt dx dy = |\alpha_L| (\hat{a} e^{-i\theta} + \hat{a}^\dagger e^{i\theta}), \quad (10)$$

where the integration is over the detector sensitive area and the measurement time  $\Delta t$ . Assuming that the above

fully accommodate the local oscillator pulse, all integration limits in Eq. (10) can be assumed infinite. The photon creation operator  $\hat{a}^\dagger$  associated with the detected spatiotemporal mode is given by

$$\hat{a}^\dagger = \sum_j C_j \hat{b}_j^\dagger, \quad (11)$$

where the  $C_j$ 's equal the Fourier coefficients for the LO pulse,

$$C_j = \vec{\epsilon}_L^* \vec{\epsilon}_j \iint v_L^*(x, y) g_L^*(t) \times \exp[ik_{jx}x + ik_{jy}y - ic(k_{jz} - k_L)t] dt dx dy. \quad (12)$$

When using a pulsed LO field  $E_L(t)$ , the concept of a light mode needs to be generalized beyond the common conception as a monochromatic wave. As first discussed by Titulaer and Glauber (1966), and extended by Smith and Raymer (2007), a polychromatic light wave packet can be considered a mode with a well defined spatial-temporal shape, whose quantum state is described in the usual way using photon creation and annihilation operators. For example, a one-photon wave-packet state is created by  $|1_{\hat{a}}\rangle = \hat{a}^\dagger |\text{vac}\rangle$  (more on this in Sec. VI A). The meaning of Eqs. (11) and (12) is that the BHD detects the state of the electromagnetic field in the spatial-temporal mode defined by the LO pulse (Smithey, Beck, Raymer, *et al.*, 1993; Raymer *et al.*, 1995; Raymer and Beck, 2004). This allows temporal and spatial selectivity, or gating, of the signal field (not the signal intensity). This gating technique (linear-optical sampling) has application in ultrafast signal characterization (Dorrer *et al.*, 2003; Raymer and Beck, 2004).

As usual, the mode's annihilation operator can be expressed as a sum of Hermitian operators  $\hat{a} = e^{i\theta}(\hat{Q}_\theta + i\hat{P}_\theta)/\sqrt{2}$ , called quadrature amplitudes, with  $[\hat{Q}_\theta, \hat{P}_\theta] = i$ . For zero phase,  $\hat{Q}_\theta, \hat{P}_\theta$  are denoted  $\hat{Q}, \hat{P}$ , respectively (so  $\hat{Q}_\theta = \hat{Q} \cos \theta + \hat{P} \sin \theta$ ), and are analogous to position and momentum variables for a massive harmonic oscillator. For the LO phase equal to  $\theta$ , BHD measures the quadrature amplitude

$$\hat{N}_- / (|\alpha_L| \sqrt{2}) = (\hat{a} e^{-i\theta} + \hat{a}^\dagger e^{i\theta}) / \sqrt{2} = \hat{Q}_\theta. \quad (13)$$

According to quantum mechanics, the probability density for observing the quadrature equal to  $Q_\theta$  for the field in the signal mode given by the density operator  $\hat{\rho}$  is

<sup>4</sup>This convention, in which  $\hbar=1$ , is consistent with the standard quantum-mechanical commutator between the position and momentum. Some use  $[\hat{Q}_\theta, \hat{P}_\theta] = i/2$  or  $[\hat{Q}_\theta, \hat{P}_\theta] = 2i$ . The advantage of the former convention is that the annihilation operator becomes  $\hat{a} = e^{i\theta}(\hat{Q}_\theta + i\hat{P}_\theta)$ . The latter convention provides that the vacuum state noise  $\langle 0 | \hat{Q}_\theta^2 | 0 \rangle = \langle 0 | \hat{P}_\theta^2 | 0 \rangle = 1$ . All quadrature-dependent plots used have been (re)scaled to comply with the convention  $[\hat{Q}_\theta, \hat{P}_\theta] = i$ .

$$\text{pr}(Q_\theta, \theta) = \langle Q_\theta, \theta | \hat{\rho} | Q_\theta, \theta \rangle, \quad (14)$$

where  $|Q_\theta, \theta\rangle$  is the quadrature eigenstate with eigenvalue  $Q_\theta$ . These probability densities, also known as *marginal distributions*, are histograms of the field amplitude noise samples measured with the homodyne detector. The optical phase plays the role of time in Eqs. (1)–(4). When it is varied over one complete cycle, quadrature amplitudes  $Q_\theta$  form a quorum for QST (Vogel and Risken, 1989).

In a practical experiment, the photodiodes in the homodyne detector are not 100% efficient, i.e., they do not transform every incident photon into a photoelectron. This leads to a distortion of the quadrature noise behavior which needs to be compensated for in the reconstructed state. We present, without derivation, a generalization of the above expression for detectors with a nonunitary quantum efficiency  $\eta$  (Raymer *et al.*, 1995; Raymer and Beck, 2004),

$$\text{pr}(Q_\theta, \theta) = \left\langle : \frac{\exp[-(Q_\theta/\eta - \hat{Q}_\theta)^2/2\sigma^2]}{\sqrt{2\pi\sigma^2}} : \right\rangle, \quad (15)$$

where  $2\sigma^2 = 1/\eta$  and the angular brackets indicate a quantum expectation value. The double dots indicate normal operator ordering (annihilation operators to the right of creation operators).

### B. Wigner function

Because the optical state reconstructed using tomography is generally nonpure, its canonical representation is in the form of a density matrix, either in the quadrature basis or in the photon-number (Fock) basis. In the case of homodyne tomography, it is convenient to represent the reconstructed state in the form of the phase-space quasiprobability density, the Wigner function (Wigner, 1932),

$$W_{\hat{\rho}}(Q, P) = \frac{1}{2\pi} \int_{-\infty}^{+\infty} \langle Q + \frac{1}{2}Q' | \hat{\rho} | Q - \frac{1}{2}Q' \rangle e^{-iPQ'} dQ'. \quad (16)$$

This object uniquely defines the state and, at the same time, is directly related to the quadrature histograms (14) and (15) measured experimentally (Raymer *et al.*, 1995; Raymer and Beck, 2004) via the integral

$$\begin{aligned} \text{pr}(Q_\theta, \theta) &= \int_{-\infty}^{+\infty} \int_{-\infty}^{+\infty} \delta(Q_\theta - Q \cos \theta \\ &\quad - P \sin \theta) W_{\text{det}}(Q, P) dQ dP \\ &= \int_{-\infty}^{+\infty} W_{\text{det}}(Q_\theta \cos \theta - P_\theta \sin \theta, Q_\theta \sin \theta \\ &\quad + P_\theta \cos \theta) dP_\theta. \end{aligned} \quad (17)$$

In other words, the histogram  $\text{pr}(Q_\theta, \theta)$  is the integral projection of the Wigner function onto a vertical plane oriented at angle  $\theta$  to the  $Q$  axis (Fig. 2). The “detected” Wigner function  $W_{\text{det}}$  corresponds to the ideal Wigner

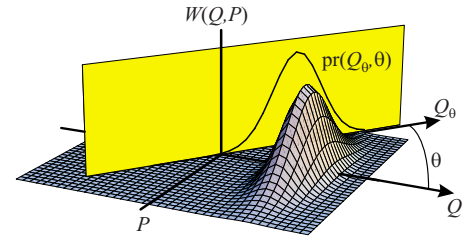


FIG. 2. (Color online) The Wigner function. The experimentally measured field quadrature probability density  $\text{pr}(Q_\theta, \theta)$  is the integral projection of the Wigner function  $W(Q, P)$  onto a vertical plane defined by the phase of the local oscillator.

function (16) for a loss-free detector, and for a detector with quantum efficiency  $\eta$  it is obtained from the latter via a convolution (Leonhardt and Paul, 1993; Kuhn *et al.*, 1994; Raymer *et al.*, 1995; Leonhardt, 1997),

$$\begin{aligned} W_{\text{det}}(Q, P) &= \frac{1}{\pi(1-\eta)} \int_{-\infty}^{+\infty} \int_{-\infty}^{+\infty} W(Q', P') \\ &\quad \times \exp \left[ -\frac{(Q - Q'\sqrt{\eta})^2 + (P - P'\sqrt{\eta})^2}{1-\eta} \right] \\ &\quad \times dQ' dP'. \end{aligned} \quad (18)$$

### III. RECONSTRUCTION ALGORITHMS

A homodyne tomography experiment yields a set of pairs  $(Q_m, \theta_m)$ , which can be binned up to form marginal distributions  $\text{pr}(Q, \theta)$  for several local oscillator phases. Our next task is to develop mathematical methods that can be used to convert the experimental data into the state’s density matrix and/or Wigner function. This is the subject of the current section.

Mathematical methods of OHT can be divided into two categories. The so-called inverse linear transform techniques (Sec. III.A) use the fact that the experimentally measured marginal distributions are integral projections of the Wigner function. Because integration is a linear operation, one can reverse it and reconstruct the Wigner function from the set of marginals in a procedure that somewhat resembles solving a system of linear equations of the form (17). We discuss this and related methods in Sec. III.A; they have been reviewed in more detail by D’Ariano (1997), Leonhardt (1997), Welsch *et al.* (1999), Paris and Řeháček (2004), and Raymer and Beck (2004).

For reasons discussed later (Sec. III.B), inverse linear transform methods are rarely used in modern OHT. More frequently, we employ methods of *statistical inference*, whose classical versions have been developed in traditional statistics and data analysis (Paris and Řeháček, 2004, Chaps. 2, 3, 6, and 10). A popular method is likelihood maximization (MaxLik), which looks for the most probable density matrix that will generate the observed data. It is discussed in detail in Sec. III.B. Another statistical inference method, entropy maximization, is reviewed in Sec. III.C.

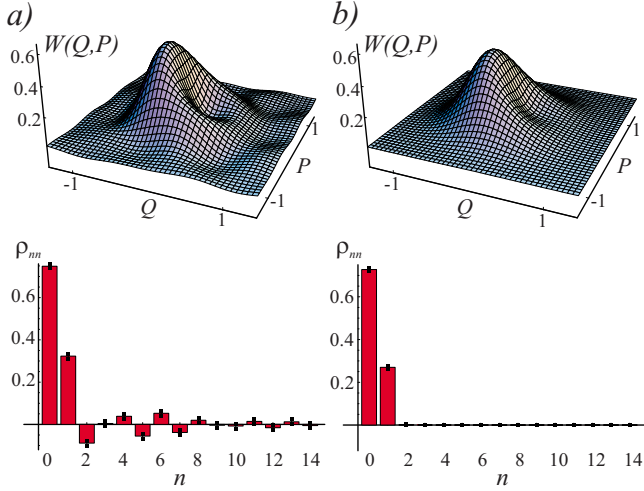


FIG. 3. (Color online) Quantum optical state estimation from a set of 14 152 experimental homodyne measurements (Lvovsky and Mlynek, 2002) by means of (a) the inverse Radon transformation and the pattern-function method and (b) the likelihood maximization algorithm. The Wigner function and the diagonal elements of the reconstructed density matrix are shown. The inverse Radon transformation in (a) was performed by means of the filtered back-projection algorithm. The statistical uncertainties in (b) were determined by means of a Monte Carlo simulation (see text). From Lvovsky, 2004.

## A. State reconstruction via inverse linear transformation

### 1. Inverse Radon transformation

The projection integral (17), known as the Radon transform (Herman, 1980), can be inverted numerically using the back-projection algorithm, familiar from medical imaging (Herman, 1980; Leonhardt, 1997) to reconstruct the phase-space density  $W_{\text{det}}(Q, P)$ ,

$$W_{\text{det}}(Q, P) = \frac{1}{2\pi^2} \int_0^\pi \int_{-\infty}^{+\infty} \text{pr}(Q_\theta, \theta) \times K(Q \cos \theta + P \sin \theta - Q_\theta) dQ_\theta d\theta, \quad (19)$$

with the integration kernel

$$K(x) = \frac{1}{2} \int_{-\infty}^{+\infty} |\xi| \exp(i\xi x) d\xi = -\mathbf{P} \frac{1}{x^2}, \quad (20)$$

where  $\mathbf{P}$  denotes a principal value integration.

The kernel is infinite at  $x=0$ , so in numerical implementations of the inverse Radon transformation it is subjected to low pass filtering: the infinite integration limits in Eq. (20) are replaced by  $\pm k_c$ , with  $k_c$  chosen so as to reduce the numerical artifacts associated with the reconstruction while keeping the main features of the Wigner function [see, e.g., Fig. 3(a)]. This method is known as the filtered back-projection algorithm.

This strategy was used in the first QST experiments (Smithey, Beck, Raymer, *et al.*, 1993; Dunn *et al.*, 1995). In later implementations of this algorithm (Lvovsky and Babichev, 2002), the intermediate step of binning the

data and calculating individual marginal distributions associated with each phase was bypassed: the summation of Eq. (19) was applied directly to acquired pairs  $(\theta_m, Q_m)$ ,

$$W_{\text{det}}(Q, P) \cong \frac{1}{2\pi^2 N} \sum_{m=1}^N K(Q \cos \theta_m + P \sin \theta_m - Q_m), \quad (21)$$

with phases  $\theta_m$  uniformly spread over the  $2\pi$  interval.

A nonclassical state of light,<sup>5</sup> after undergoing an optical loss, becomes nonpure. Therefore, typically, the reconstructed state is not pure, that is,  $\text{Tr}[\hat{\rho}_{\text{det}}^2] \neq 1$ . A special case is that of a coherent state, which remains pure under losses. For such a state, one can reconstruct the Schrödinger wave function or a state vector, as shown by Smithey, Beck, Cooper, Raymer, *et al.* (1993).

A more general method for reconstructing the Wigner function of a state that has undergone optical losses has been proposed by Butucea *et al.* (2007), where Eqs. (19) and (20) are modified so as to incorporate the effect of nonunitary efficiency. This paper, as well as Guță and Artiles (2007), also perform a minimax analysis of the error in the evaluation of the Wigner function via the inverse Radon transformation.

Given the experimentally reconstructed Wigner function, we can inverse Fourier transform Eq. (16) to compute the density operator in the quadrature basis, and, subsequently, in any other basis. This scheme was applied to reconstruct photon-number statistics  $\langle n | \hat{\rho} | n \rangle$ , as well as quantum-phase statistics for squeezed and coherent light (Beck *et al.*, 1993; Smithey, Beck, Cooper, and Raymer, 1993; Smithey, Beck, Cooper, Raymer, *et al.*, 1993). This calculation can, however, be significantly simplified, as discussed below.

### 2. Pattern functions

If the goal is to reconstruct the density operator of the ensemble, we can exploit the overlap formula

$$\text{Tr}(\hat{\rho} \hat{A}) = 2\pi \int_{-\infty}^{+\infty} \int_{-\infty}^{+\infty} W_{\hat{\rho}}(Q, P) W_{\hat{A}}(Q, P) dQ dP \quad (22)$$

valid for any operator  $\hat{A}$  and the associated density matrix  $W_{\hat{A}}(Q, P)$  as defined by Eq. (16) with  $\hat{\rho}$  replaced by  $\hat{A}$ . For example, given  $\hat{A}_{mn} = |m\rangle\langle n|$  with  $|m\rangle$  and  $|n\rangle$  the Fock states, we write  $\rho_{mn} = \text{Tr}(|m\rangle\langle n| \hat{\rho})$  and use Eq. (22) to determine, one by one, the elements of the density matrix in the Fock basis.

The intermediate step of reconstructing the Wigner function can, however, be sidestepped using an improved inverse linear transform scheme introduced by D'Ariano *et al.* (1994), and refined several times to the

<sup>5</sup>See, for example, Lvovsky and Shapiro (2002) as well as Zavatta *et al.* (2007) for a review of definitions and measurable criteria of a nonclassical nature of a state of light.

present optimal form (Leonhardt *et al.* 1996; Leonhardt, 1997; D'Ariano *et al.*, 2004). We combine Eqs. (19) and (22) to write

$$\begin{aligned} \text{Tr}(\hat{\rho}\hat{A}) &= \int_0^\pi \int_{-\infty}^{+\infty} \text{pr}(Q_\theta, \theta) F_{\hat{A}}(Q_\theta, \theta) dQ_\theta d\theta \\ &= \langle F_{\hat{A}}(Q_\theta, \theta) \rangle_{Q_\theta, \theta}, \end{aligned} \quad (23)$$

where averaging is meant in the statistical sense over all acquired values of  $(Q_\theta, \theta)$ , and

$$\begin{aligned} F_{\hat{A}}(Q_\theta, \theta) &= \frac{1}{\pi} \int \int_{-\infty}^{+\infty} K(Q \cos \theta + P \sin \theta - Q_\theta) \\ &\quad \times W_{\hat{A}}(Q, P) dQ dP \end{aligned} \quad (24)$$

is the sampling function. Given a specific operator  $\hat{A}$ , the function  $F_{\hat{A}}$  does not depend on the experimental histogram  $\text{pr}(Q_\theta, \theta)$ , but only on the operator itself. It thus needs to be calculated only once, prior to the experiment, and substituted into Eq. (23) once the data become available.

Specializing to the Fock basis  $F_{mn}(Q, \theta) = (1/\pi) e^{i(m-n)\theta} M_{mn}(Q)$ , with  $M_{mn}(Q)$  the so-called pattern functions (D'Ariano *et al.*, 1994; Paul *et al.*, 1995; Leonhardt and Raymer, 1996),

$$M_{mn}(Q) = -P \int_{-\infty}^{+\infty} \frac{\psi_m(x) \psi_n(x)}{(Q-x)^2} dx, \quad (25)$$

where

$$\psi_n(x) = \langle n|x \rangle = \left(\frac{1}{\pi}\right)^{1/4} \frac{H_n(x)}{\sqrt{2^n n!}} \exp\left(-\frac{x^2}{2}\right) \quad (26)$$

are the Fock state wave functions—that is, wave functions of energy eigenstates of a harmonic oscillator.  $H_n$  denote the Hermite polynomials. Figure 3(a) shows an example of calculating the density matrix using the pattern function method.

Efficient numerical algorithms for computing the pattern functions were given by Leonhardt *et al.* (1996) and Leonhardt (1997). In our experience, the most practical algorithm involves the irregular wave functions  $\varphi_n(x)$ , which are alternative, non-normalizable solutions of the time-independent Schrödinger equation for the harmonic oscillator. These functions obey a recursion

$$\varphi_{n+1}(x) = \frac{1}{\sqrt{2n+2}} [x\varphi_n(x) - \varphi'_n(x)] \quad (27)$$

with

$$\varphi_0(x) = \pi^{3/4} \exp\left(-\frac{x^2}{2}\right) \text{erfi}(x) \quad (28)$$

and are all readily expressed through the error function  $\text{erfi}(x)$ . Once the desired number of irregular wave functions have been calculated, the pattern functions are obtained using

$$M_{mn}(x) = \begin{cases} \partial[\psi_m(x)\varphi_n(x)]/\partial x & \text{for } n \geq m \\ \partial[\psi_n(x)\varphi_m(x)]/\partial x & \text{for } n < m. \end{cases} \quad (29)$$

The pattern function method can be extended to *direct sampling*, or quantum estimation (Munroe *et al.*, 1995; Paul *et al.*, 1995), of the expectation value of any operator directly without first reconstructing the state. In many cases, this requires fewer probability functions to be measured, since less complete information is being asked for. Indeed, since Wigner functions are linear with respect to their generating operators, we conclude from Eq. (24) that for any operator  $\hat{A} = \sum A_{mn} |m\rangle\langle n|$ ,

$$\begin{aligned} F_{\hat{A}}(Q_\theta, \theta) &= \sum_{m,n} F_{mn}(Q, \theta) \hat{A}_{mn} \\ &= \frac{1}{\pi} \sum_{m,n} \langle n|\hat{A}|m\rangle M_{mn}(q) \exp[i(m-n)\theta]. \end{aligned} \quad (30)$$

The expectation value  $\langle \hat{A} \rangle = \text{Tr}(\hat{\rho}\hat{A})$  can then be calculated according to Eq. (23).

For example, if we desire the photon-number probability  $\text{pr}(j)$ , we choose  $\hat{A}_j = |j\rangle\langle j|$ . Then  $F_{\hat{A}_j}(Q, \theta) = (1/\pi) M_{jj}(Q)$ , which is independent of phase  $\theta$ , and Eq. (23) becomes (Munroe *et al.*, 1995)

$$\text{pr}(j) = \text{Tr}(\hat{\rho}|j\rangle\langle j|) = \int_{-\infty}^{+\infty} dQ M_{jj}(Q) \langle \text{pr}(Q, \theta) \rangle_\theta. \quad (31)$$

This is a convenient result, since only a single probability function needs to be measured, while sweeping or randomizing the phase. Demonstrations of this technique have been given by Munroe *et al.* (1995), Schiller *et al.* (1996), as well as Raymer and Beck (2004).

Although the techniques of OHT have been generalized to fields involving more than one optical mode (spatial, polarization, or temporal) (Opatrný *et al.*, 1996; Raymer *et al.*, 1996; D'Ariano *et al.*, 2000), their practical application is challenging. This is a particular case in which direct sampling is handy. We can apply it if our task is to determine the expectation values of certain observables, but full reconstruction of the multimode state is not necessary. An example is the acquisition of correlated photon-number statistics of two-mode fields (McAlister and Raymer, 1997b; Vasilyev *et al.*, 2000; Blansett *et al.*, 2001, 2005; Voss *et al.*, 2002).

## B. Maximum-likelihood reconstruction

### 1. Why maximum likelihood?

Quantum-state reconstruction can never be perfect, due to statistical and systematic uncertainties in the estimation of the measured statistical distributions. In both discrete- and continuous-variable domains, inverse linear transformation methods work well only when these uncertainties are negligible, i.e., in the limit of a very large number of data and very precise measurements. Otherwise, the errors in the “right-hand side” of the system of linear equations we are trying to solve can lead to inaccurate, even seemingly unphysical, features in the reconstructed state. For example, negative values

may be found on the diagonal of the reconstructed density matrix and its trace is not guaranteed to equal 1 [Fig. 3(a)].

In the case of continuous-variable tomography, there is an additional complication: a harmonic oscillator is a quantum system of infinite dimension, and no finite amount of measurement data will constitute a quorum. In order to achieve reconstruction, one needs to make certain assumptions that limit the number of free parameters defining the state in question. For example, the filtered back-projection imposes low pass filtering onto the Fourier image of the Wigner function, i.e., assumes the ensemble to possess a certain amount of “classicality” (Vogel, 2000). Such smoothing reduces the accuracy of the reconstruction (Herman, 1980; Leonhardt, 1997) and introduces characteristic ripples (Breitenbach *et al.*, 1997) on the reconstructed phase-space density [Fig. 3(a)].

Although errors cannot be eliminated completely, we would like a reconstruction method that guarantees a physically plausible ensemble and minimizes artifacts. This requirement is satisfied by the maximum likelihood (MaxLik) approach, which aims to find, among the variety of all possible density matrices, the one that maximizes the probability of obtaining the given experimental data set and is physically plausible. Because this method is relatively new, but is rapidly gaining popularity, we present here its relatively detailed description. An even more comprehensive review on quantum MaxLik (limited to the discrete domain) has been given by Hradil *et al.* (2004).

## 2. Classical algorithm

We begin with a discussion of the classical expectation-maximization method. Consider a certain system characterized by a set of parameters  $\vec{r}$  (such that  $r_i > 0$  and  $\sum_i r_i = 1$ ), which we need to determine. We are allowed to subject the system to a measurement with a random outcome. The probability of each possible result (indexed by  $j$ ) is related to  $\vec{r}$  linearly,

$$\text{pr}_{\vec{r}}(j) = \sum_i r_i h_{ij}, \quad (32)$$

where all  $h_{ij}$  are known positive numbers. The measurement is repeated  $N$  times, of which each outcome occurs  $f_j$  times. The goal is to infer the parameter set  $\vec{r}$  from the set of measurement results  $\vec{f}$ .

The ideal inference is the one that satisfies the system of linear equations

$$f_j/N = \sum_i r_i h_{ij}. \quad (33)$$

However, a solution to this system exists only if the number of parameters is larger than the number of equations. Otherwise, we have to settle for less: find the distribution  $\vec{r}$  which would maximize the probability (likelihood)

$$\mathcal{L}(\vec{r}) = \prod_j [\text{pr}_{\vec{r}}(j)]^{f_j} \quad (34)$$

of the observed measurement result. This approach has a very large variety of applications ranging from image deblurring to investment portfolio optimization.

The maximum-likelihood parameter set is determined by the so-called expectation-maximization (EM) algorithm, which consists of sequential iterations (Dempster *et al.*, 1977; Vardi and Lee, 1993)

$$r_i^{(n+1)} = r_i^{(n)} \sum_j \frac{h_{ij} r_i^{(n)}}{\text{pr}_{\vec{r}^{(n)}}(j)}, \quad (35)$$

initialized with some positive vector  $\mathbf{r}$ . Each single iteration step is known to increase the likelihood. Furthermore, because the likelihood is a convex function, i.e., for any two distributions  $\vec{r}_1$  and  $\vec{r}_2$  holds

$$\mathcal{L}\left(\frac{\vec{r}_1 + \vec{r}_2}{2}\right) \geq \frac{\mathcal{L}(\vec{r}_1) + \mathcal{L}(\vec{r}_2)}{2},$$

the iterations will approach the global likelihood maximum.

## 3. The discrete quantum case

A quantum tomographic procedure can be associated with a positive operator-valued measure (POVM), with each possible measurement result described by a positive operator  $\hat{\Pi}_j$ , which occurs with a probability

$$\text{pr}_{\hat{\rho}}(j) = \text{Tr}[\hat{\Pi}_j \hat{\rho}]. \quad (36)$$

Here, again, we are dealing with a linear inversion problem, because the probabilities are proportional to the density-matrix elements. However, the latter are not necessarily positive (not even real) and their sum is not equal to 1, so the EM algorithm in its original form has only limited application to the quantum case.

In order to reconstruct a quantum state, we introduce the non-negative operator

$$\hat{R}(\hat{\rho}) = \frac{1}{N} \sum_j \frac{f_j}{\text{pr}_{\hat{\rho}}(j)} \hat{\Pi}_j. \quad (37)$$

As shown by Hradil (1997), the state that maximizes the likelihood (34) obeys the extremal equation

$$\hat{R}(\hat{\rho}_0) \hat{\rho}_0 = \hat{\rho}_0 \hat{R}(\hat{\rho}_0) = \hat{\rho}_0 \quad (38)$$

as well as

$$\hat{R}(\hat{\rho}_0) \hat{\rho}_0 \hat{R}(\hat{\rho}_0) = \hat{\rho}_0. \quad (39)$$

One can intuitively understand these equations as follows: when  $\hat{\rho}$  is the maximum-likelihood state, we have  $f_j/N \approx \text{pr}_j$ , so the operator  $\hat{R}$  becomes  $\sum_j \hat{\Pi}_j$ , which is normally unity.

The analogy to the classical scheme would suggest an iterative procedure  $\hat{\rho}^{(k+1)} = \hat{R}(\hat{\rho}^{(k)}) \hat{\rho}^{(k)}$  based on Eq. (38). However, unfortunately, such iteration does not preserve positivity of the density matrix [unless it is guaran-

teed to be diagonal in some constant basis, in which case the iteration reduces to Eq. (35)—such as in [Banaszek \(1998a, 1998b\)](#). A possible solution is to apply the expectation-maximization iteration to the diagonalized density matrix followed by re-diagonalization ([Reháček et al., 2001; Artiles et al., 2005](#)).

A more common approach to constructing the iterative algorithm relies on Eq. (39) ([Hradil et al., 2004](#)). We choose some initial density matrix as, e.g.,  $\hat{\rho}^{(0)} = \mathcal{N}[\hat{1}]$ , and apply repetitive iterations

$$\hat{\rho}^{(k+1)} = \mathcal{N}[\hat{R}(\hat{\rho}^{(k)})\hat{\rho}^{(k)}\hat{R}(\hat{\rho}^{(k)})], \quad (40)$$

where  $\mathcal{N}$  denotes normalization to a unitary trace. Hereafter, we refer to this scheme as the  $R\rho R$  algorithm.

This iteration ensures positivity of the density matrix and has shown fast convergence in a variety of experiments. However, there is no guarantee of a monotonic increase of the likelihood in every iteration; on the contrary, there exists a counterexample ([Reháček et al., 2007](#)). There remains a risk that the algorithm could fail for a particular experiment.

The remedy against this risk has been proposed by [Hradil et al. \(2004\)](#) and further elaborated by [Reháček et al. \(2007\)](#). These authors present a “diluted” linear iteration

$$\hat{\rho}^{(k+1)} = \mathcal{N}\left[\frac{\hat{1} + \epsilon\hat{R}}{1 + \epsilon}\hat{\rho}^{(k)}\frac{\hat{1} + \epsilon\hat{R}}{1 + \epsilon}\right], \quad (41)$$

which depends on a single parameter  $\epsilon$  that determines the “length” of the step in the parameter space associated with one iteration. For  $\epsilon \rightarrow \infty$ , the iteration becomes  $R\rho R$ . On the other hand, in the limit of  $\epsilon \rightarrow 0$ , there is proof that the likelihood will monotonically increase and the iterations will converge to the maximum-likelihood state. We thus obtain a reserve algorithm for the case in which the likelihood fails to increase in the  $R\rho R$  iteration. In practice, however, this situation is not likely.

In some tomography schemes, one or more possible measurement results may not be accessible and, consequently,  $\hat{G} \equiv \sum_j \hat{\Pi}_j$  is not equal to the unity operator. Then the extremal map (39) should be replaced by

$$\hat{G}^{-1}\hat{R}(\hat{\rho}_0)\hat{\rho}_0\hat{R}(\rho_0)\hat{G}^{-1} = \hat{\rho}_0 \quad (42)$$

to avoid biased results ([Reháček et al., 2001; Hradil et al. 2006; Mogilevtsev et al., 2007](#)). This issue may become significant in homodyne tomography reconstruction which we discuss next.

#### 4. Iterative scheme for homodyne tomography

The applications of MaxLik to homodyne tomography have been pioneered by [Banaszek \(1998a, 1998b\)](#), who reconstructed the photon-number distribution (the diagonal density-matrix elements that correspond to a phase-randomized optical ensemble) from a Monte Carlo simulated data set by means of the classical EM algorithm. This idea was then extended to reconstructing the Wigner function point by point ([Banaszek, 1999](#))

by applying phase-dependent shifts to the experimental data. In a subsequent publication, [Banaszek et al. \(1999\)](#) discussed direct MaxLik estimation of the density matrix, but presented no specific algorithm. More recently, the  $R\rho R$  iterative algorithm was adapted to OHT ([Lvovsky, 2004](#)) and has since been frequently used in experiments on homodyne reconstruction. We describe this adaptation below.

For a given local oscillator phase  $\theta$ , the probability to detect a particular quadrature value  $Q_\theta$  is proportional to

$$\text{pr}_{\hat{\rho}}(Q_\theta, \theta) \propto \text{Tr}[\hat{\Pi}(Q_\theta, \theta)\hat{\rho}], \quad (43)$$

where  $\hat{\Pi}(Q_\theta, \theta)$  is the projector onto this quadrature eigenstate, expressed in the Fock basis as

$$\langle m|\hat{\Pi}(Q_\theta, \theta)|n\rangle = \langle m|Q_\theta, \theta\rangle\langle Q_\theta, \theta|n\rangle, \quad (44)$$

where the wave function  $\langle m|Q_\theta, \theta\rangle = e^{im\theta}\psi_m(Q_\theta)$  is given by Eq. (26).

Because a homodyne measurement generates a number from a continuous range, one cannot apply the iterative scheme (40) directly to the experimental data. One way to deal with this difficulty is to discretize the data by binning it up according to  $\theta$  and  $Q_\theta$  and counting the number of events  $f_{Q_\theta, \theta}$  belonging to each bin. In this way, a number of histograms, which represent the marginal distributions of the desired Wigner function, can be constructed. They can then be used to implement the iterative reconstruction procedure.

However, discretization of continuous experimental data will inevitably lead to a loss of precision.<sup>6</sup> To lower this loss, one needs to reduce the size of each bin and increase the number of bins. In the limiting case of infinitely small bins,  $f_{Q_\theta, \theta}$  takes on the values of either 0 or 1, so the likelihood of a data set  $\{(Q_i, \theta_i)\}$  is given by

$$\mathcal{L} = \prod_i \text{pr}_{\hat{\rho}}(Q_i, \theta_i), \quad (45)$$

and the iteration operator (37) becomes

$$\hat{R}(\hat{\rho}) = \sum_i \frac{\hat{\Pi}(Q_i, \theta_i)}{\text{pr}_{\hat{\rho}}(Q_i, \theta_i)}, \quad (46)$$

where  $i=1, \dots, N$  enumerates individual measurements. The iterative scheme (40) can now be applied to find the density matrix which maximizes the likelihood (45).

In practice, the iteration algorithm is executed with the density matrix in the photon-number representation. In order to limit the number of unknown parameters, we truncate the Hilbert space by excluding Fock terms above a certain threshold. This is equivalent to assuming that the signal field intensity is limited. In many experi-

<sup>6</sup>In fact, recent research shows the precision loss due to binning to be insignificant. On the other hand, binning greatly reduces the number of data and thus expedites the iterative reconstruction algorithm [[Mogilevtsev \(2007\)](#)].

mental situations, application of this assumption is better justified than the low-pass filtering used in the filtered back-projection algorithm.

Figure 3 compares the inverse linear transform and MaxLik reconstruction methods in application to the experimental data from Lvovsky and Mlynek (2002). The data set consists of 14 152 quadrature samples of an ensemble approximating a coherent superposition of the single-photon and vacuum states. We see that the MaxLik method eliminates unphysical features and artefacts that are present in the inverse Radon reconstruction.

## 5. Error handling

A homodyne detector of nonunitary efficiency  $\eta$  can be modeled by a perfect detector preceded by an absorber. In transmission through this absorber, photons can be lost, and the optical state undergoes a so-called generalized Bernoulli transformation (Leonhardt, 1997). If  $\eta$  is known, the Bernoulli transformation can be incorporated into the matrices of the POVM elements  $\hat{\Pi}(Q_\theta, \theta)$  (Banaszek *et al.*, 1999; Lvovsky, 2004). These operators can then be used to construct the matrix  $\hat{R}$ , so the iterative algorithm will automatically yield the density matrix corrected for detector inefficiencies.

Theoretically, it is also possible to correct for the detector inefficiencies by applying the inverted Bernoulli transformation after an efficiency-uncorrected density matrix has been reconstructed (Kiss *et al.*, 1995). However, this may give rise to unphysically large density-matrix elements associated with high photon numbers. Similar concerns about possible numerical instabilities arise when the detector inefficiency is being accounted for in the pattern-function reconstruction (Kiss *et al.*, 1995). With the inefficiency correction incorporated, as described above, into the MaxLik reconstruction procedure, this issue does not arise (Banaszek, 1998b).

Another source of error in OHT MaxLik estimation can be the incomplete character of the homodyne measurements: the sum of the projection operators  $\hat{G} = \sum_i \hat{\Pi}(Q_i, \theta_i)$  is not an identity operator (even in the truncated Fock space). Mogilevtsev *et al.* (2007) found that the deviation can be quite significant. This issue can be resolved by employing the iteration based on the biased extremal equation (42) instead of Eq. (39), such as in the experimental work by Fernholz *et al.* (2008).

Finally, we discuss statistical uncertainties of the reconstructed density matrix. In generic MaxLik algorithms, they are typically estimated as an inverse of the Fisher information matrix (Rao *et al.*, 1945; Cramér, 1946). This method can be generalized to the quantum case (Usami *et al.*, 2003; Hradil *et al.*, 2004). In application to OHT, calculating the Fisher information appears quite complicated due to a large number of independent measurements involved.

A sensible alternative is offered by a clumsy, yet simple and robust *bootstrap method*. One simulates the quadrature data that would be associated with the estimated density matrix  $\hat{\rho}_{\text{ML}}$  if it were the true state. One

then generates a large number of random sets of homodyne data according to Eq. (43), then applies the MaxLik reconstruction scheme to each set, and obtains a series of density matrices  $\hat{\rho}'_k$ , each of which approximates the original matrix  $\hat{\rho}_{\text{ML}}$ . The average difference  $\langle |\hat{\rho}_{\text{ML}} - \hat{\rho}'_k| \rangle_k$  evaluates the statistical uncertainty associated with the reconstructed density matrix. Reháček *et al.* (2008) argue that the bootstrap method of error estimation is less precise than that based on the Fisher information.

## C. Maximum-entropy reconstruction

The maximum-entropy (MaxEnt) method is applied in the situation opposite to that of the MaxLik approach, namely, when the number of equations in system (33) (i.e., the number of available data) is smaller than the number of unknown parameters. In this case, the solution is not unique, and MaxEnt looks for the least biased solution, i.e., the one that maximizes the von Neumann entropy  $S = -\text{Tr}(\hat{\rho} \log \hat{\rho})$ . Because in OHT one usually collects a large ( $10^4 - 10^6$ ) number of data points, the MaxEnt method is not commonly used. Here we give its brief overview; more details can be found in Bužek (2004).

Consider an OHT experiment, where the acquired quadrature-phase data  $\{(Q_i, \theta_i)\}$  are binned into a rectangular array of dimension  $N_Q \times N_\theta$ . As discussed above (Sec. III.B.3), the number of occurrences  $G_{mn}$  in each bin  $(m, n)$ , associated with the quadrature value  $Q^{(n)}$  and phase  $\theta_m$ , is proportional to the expectation value of the observable  $\hat{\Pi}_{mn} = |Q^{(n)}_{\theta_m}\rangle\langle Q^{(n)}_{\theta_m}|$ .

We seek the state  $\hat{\rho}$  that satisfies the MaxEnt principle while fulfilling the conditions

$$\text{Tr} \hat{\rho} = 1, \quad \text{Tr}(\hat{\rho} \hat{\Pi}_{mn}) = G_{mn}. \quad (47)$$

This state is given by

$$\hat{\rho}_{\text{ME}} = \mathcal{N} \left[ \exp \left( -\lambda_0 \hat{n} - \sum_{n=1}^{N_Q} \sum_{m=1}^{N_\theta} \lambda_{mn} \hat{\Pi}_{mn} \right) \right], \quad (48)$$

where  $\hat{n}$  is the photon-number operator and  $\lambda$ 's are the Lagrange multipliers that are introduced to fulfill the constraints (47). Note that the state (48) is guaranteed to be positive and have trace 1.

The Lagrange multipliers can be found by minimizing the deviation function

$$\Delta Q = [\langle \hat{n} \rangle - \text{Tr}(\hat{\rho}_{\text{ME}} \hat{n})]^2 + \sum_{n=1}^{N_Q} \sum_{m=1}^{N_\theta} [G_{mn} - \text{Tr}(\hat{\rho}_{\text{ME}} \hat{\Pi}_{mn})]^2. \quad (49)$$

Here  $\langle \hat{n} \rangle$  is the mean photon number (which can be determined, for example, from the phase-averaged quadrature variance). Similarly to the MaxLik case, all calculations are performed in the Hilbert space truncated by a certain maximum photon number. Because there are no restrictions imposed on the Lagrange multipliers, the

minimum of  $\Delta Q$  can be found by means of a generic optimization algorithm.

Bužek *et al.* (1996), as well as Bužek and Drobny (2000), have elaborated application of this method to homodyne tomography and performed reconstruction of various simulated data sets. They found the results to be significantly better than those obtained by inverse linear transform, particularly in situations of incomplete tomographic data (marginal distributions available for a small number of phases or measured on short intervals).

#### IV. TECHNICAL ASPECTS

##### A. Time-domain homodyne detection

When homodyne detection was first introduced to quantum optical measurements in the mid-1980s, it was used for evaluating field quadrature noise rather than full state tomography. Such measurements are convenient to perform in the frequency domain, observing a certain spectral component (usually around 1–10 MHz, where technical noise is minimized) of the photocurrent difference signal using an electronic spectral analyzer. Frequency-domain detection was used, for example, to observe quadrature squeezing (Slusher *et al.*, 1985; Wu *et al.*, 1986).

Quantum-information applications require measurement of optical modes that are localized in time. Homodyning has to be performed in the time domain: difference photocurrent is observed in real time and integrated over the desired temporal mode to obtain a single value of a field quadrature. Repeated measurements produce a quantum probability distribution associated with this quadrature.

In this section, we discuss the design of time-domain balanced detectors that operate with pulsed local oscillators. The first such detector was implemented by Smithey *et al.* (1992) and Smithey, Beck, Raymer, *et al.* (1993) in their original quantum tomography experiments. Among subsequent schemes we note that of Hansen *et al.* (2001), which features a higher bandwidth and a signal-to-noise ratio, as well as that of Zavatta *et al.* (2002), exhibiting a further significant bandwidth increase at a cost of somewhat poorer noise characteristics.

Figure 4(a) shows the main elements of the circuit of Hansen *et al.* (2001), which are typical for today's pulsed, time-domain HDs. A pair of high-efficiency photodiodes are wired in series to subtract their output currents, and this difference signal is amplified by a charge-sensitive transimpedance amplifier, followed by a pulse-forming network. The optics in front of the photodiodes permits variable attenuation of the input to each photodiode (alternatively, a setting with two polarizing beam splitters and a half-wave plate between them can be used for combining the local oscillator and the signal). Thorough balancing of the photodiodes' photocurrents is essential for the proper operation of the BHD.

With each LO pulse, the detector produces a burst of amplified subtraction photocurrent [Fig. 4(b)]. Because

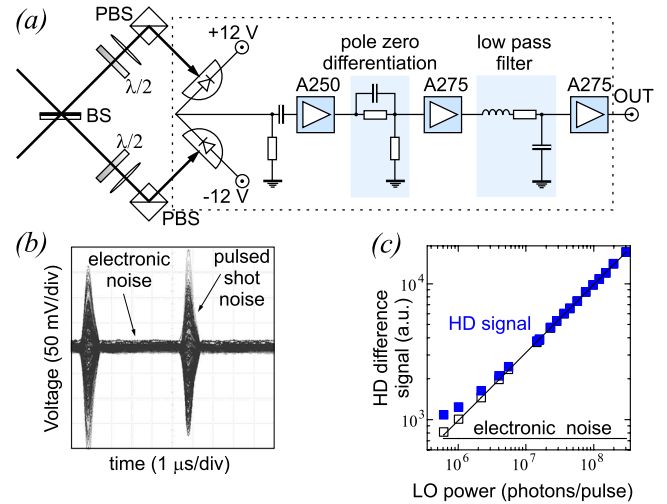


FIG. 4. (Color online) Balanced detector for time domain homodyne tomography. (a) Electro-optical scheme. (b) A superposition of multiple oscilloscope traces of the detector output. Each pulse produces a time-resolved quantum noise sample. (c) rms peak amplitude of the noise pulses as a function of the LO power showing the expected square root power dependence up to the LO intensities of  $3 \times 10^8$  photons per local oscillator pulse. Filled squares show the measured noise variances, open squares have the electronic noise background corresponding to 730 electrons/pulse subtracted. From Hansen *et al.*, 2001.

the response time of the detector is much slower than the width of the laser pulse, the generated signal is proportional to the time integral of the photocurrent over the pulse duration. This is a single sample of the field quadrature noise in the spatiotemporal optical mode of the local oscillator pulse.

To prove that the pulsed noise generated by the homodyne detector with a vacuum signal input is indeed the shot noise, one needs to verify that the output rms noise scales as the square root of the LO power<sup>7</sup> [Fig. 4(c)]. This is a signature distinguishing the shot noise from the classical noise (proportional to the local oscillator intensity) and the electronic noise (which is constant) (Bachor and Ralph, 2004).

Design of time-domain BHD is more technically challenging than its frequency-domain counterpart. First, the electronics must ensure time separation of responses to individual laser pulses. The shot-noise difference charge must be low-noise amplified within a bandwidth exceeding the local oscillator pulse repetition rate. Second, precise subtraction of photocurrent is necessary in order to eliminate the classical noise of the local oscillator. There is a competition between this requirement, which is easier satisfied at lower LO energies, and that of a sufficiently strong subtraction signal  $N_-$ , which increases with the LO power. The compromise is reached on the scale of  $N_- \sim 10^3 - 10^6$  photoelectrons. Finally, the mea-

<sup>7</sup>This follows from Eq. (13), because  $|\alpha_L| = \sqrt{N_{LO}}$  and  $Q_\theta$  vary on the scale of 1.

sured quadrature values must not be influenced by low-frequency noises. The detector must thus provide ultralow noise, high subtraction, and flat amplification profile in the entire frequency range from (almost) dc to at least the LO pulse repetition rate.

A typical dilemma faced by a BHD designer is a tradeoff between the signal-to-noise (more precisely, shot-to-electronic noise) ratio and the bandwidth (Raymer and Beck, 2004). An amplifier with a higher bandwidth usually exhibits poorer noise characteristics (Nicholson, 1974; Radeka, 1988). An additional bandwidth limitation arises from the intrinsic capacitance of photodiodes, which may cause instability in the amplification circuit. Technologically, this capacitance is determined by the thickness of the photodiode  $p$ - $i$ - $n$  junction; reducing this thickness compromises the quantum efficiency. A homodyne detector with a time resolution capable of accommodating a typical repetition rate of a mode-locked, pulsed Ti:sapphire laser (around 80 MHz) was demonstrated by Zavatta *et al.* (2002) and Zavatta, Viciani, and Bellini (2006).

Suppression of homodyne detector electronic noise is important for quantum-state reconstruction. As shown by Appel *et al.* (2007), the presence of the noise leads to an equivalent optical loss of  $1/S$ , where  $S$  is the detector's shot-to-electronic noise ratio at the particular local oscillator power.

We note that time-domain homodyne detection finds its applications not only in quantum tomography, but also in other fields of quantum and classical technology. One example is shot-noise-limited absorption measurements at subnanowatt power levels achievable thanks to the very low technical noise (Hood *et al.*, 2000). Another is ultrafast, ultrasensitive linear optical sampling for characterizing fiber optical systems (Dorrer *et al.*, 2003). Time-domain homodyning is also an essential element of continuous-variable quantum cryptography (Grosshans and Grander, 2002; Silberhorn *et al.*, 2002; Funk, 2004; Lodewyck *et al.*, 2007).

## B. Matching the mode of the local oscillator

### 1. The advanced wave

In homodyne detection, the spatiotemporal optical mode to be measured is determined by that of the local oscillator. In this way, OHT provides indirect information on the modal structure of the signal field. This is useful for evaluating quantum optical information processing systems, which require that interacting optical qubits be prepared in identical, pure optical modes. On the other hand, achieving the mode matching between the local oscillator and the signal, or even preparing the signal state in a well-defined, pure spatiotemporal mode, can be challenging. In this section, we discuss the mode-matching techniques, specializing to a particular case of the signal state being a heralded single photon.

In order to prepare a heralded photon, a parametric down-conversion (PDC) setup is pumped relatively weakly so it generates, on average, much less than a

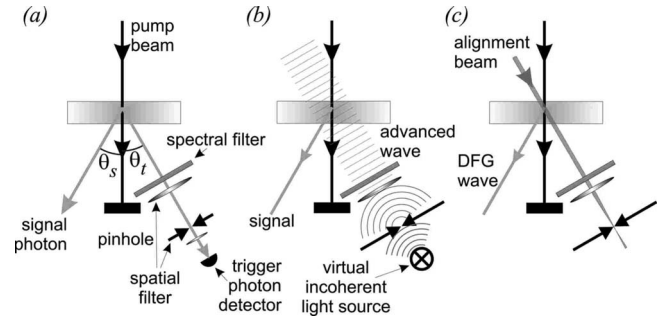


FIG. 5. Parametric down-conversion and the advanced wave model. (a) Preparation of single photons by conditional measurements on a biphoton state. (b) The Klyshko advanced wave model. The trigger detector is replaced with an incoherent light source, which generates an incoherent advanced wave propagating backwards in space and time. Nonlinear interaction of this wave with the pump produces a difference-frequency pulse that mimics that of the conditionally prepared photon. (c) In an experiment, a laser beam, aligned for maximum transmission through all the filters, can model the advanced wave. From Aichele *et al.*, 2002.

single photon pair per laser pulse (or the inverse PDC bandwidth). The two generated photons are separated into two emission channels according to their propagation direction, wavelength, and/or polarization. Detection of a photon in one of the emission channels (labeled trigger or idler) causes the state of the photon pair to collapse, projecting the quantum state in the remaining (signal) channel into a single-photon state [Fig. 5(a)]. Proposed and tested experimentally by Hong and Mandel (1986) as well as Grangier *et al.* (1986), this technique has become a workhorse for many quantum optics experiments.

The biphoton is a complex entangled state with many parameters (spectrum, direction, polarization, etc.) of the two photons highly correlated,

$$|\Psi_{st}\rangle = \int \Psi(\omega_s, \omega_t, \vec{k}_s, \vec{k}_t) |1_{\omega_s, \vec{k}_s}\rangle |1_{\omega_t, \vec{k}_t}\rangle d\omega_s d\omega_t d\vec{k}_s d\vec{k}_t, \quad (50)$$

where  $\omega$  and  $\vec{k}$  denote the frequencies and wave vectors of the signal and trigger photons. If the trigger photon is measured with any uncertainty in one of these parameters, the signal photon will be prepared in a nonpure state,

$$\rho_s = \text{Tr}_t T(\omega_t, \vec{k}_t) |\Psi_{st}\rangle \langle \Psi_{st}|, \quad (51)$$

where  $T(\omega_t, \vec{k}_t)$  is the transmission function of the filters in the trigger channel defining the measurement uncertainty.

Formation of the heralded mode has been illustrated by the heuristic concept of advanced waves proposed by Klyshko (1988a, 1988b, 1988c) and further advanced by Aichele *et al.* (2002). According to this concept, the trigger photon detector is replaced with a fictitious light source, which, at the moment of detection, produces a classical incoherent electromagnetic wave traveling

backwards in space and time [see Fig. 5(b)]. When propagating through the trigger channel filters, the advanced wave acquires some degree of spatiotemporal coherence, quantified by the filters' width. It then enters the down-conversion crystal and undergoes nonlinear interaction with the pump pulse, generating a difference-frequency pulse. This pulse turns out to be completely identical, in its modal characteristics, to the optical mode of the conditionally prepared single photon (Aichele *et al.*, 2002), and is thus helpful for visualizing many of its properties.

Suppose, for example, that the pump is pulsed (femtosecond or picosecond). Because the timing jitter of the photon counter event is typically on the order of a nanosecond, the exact moment when the photon pair has been emitted is uncertain, so the advanced wave can be assumed continuous in time. The nonlinear interaction between the advanced wave and the pump is, however, restricted by the spatiotemporal window determined by the coherent pump pulse. If the latter is much narrower than the coherence time and coherence width of the advanced wave, the difference-frequency pulse will be almost transform limited, in both the spatial and temporal dimensions.

We conclude that narrow spatial and spectral filtering of the trigger photon can be used to obtain the signal photon in a pure spatiotemporal mode. To the best of our knowledge, for the first time this fact was stated by Zukowski *et al.* (1995), independently by Rarity (1995), and later confirmed in a more detailed study by Ou (1997). Specifically in the context of OHT, theoretical treatment was given by Grosshans and Grangier (2001) as well as by Aichele *et al.* (2002).

Mode purity of the signal photon does not by itself guarantee its matching to the local oscillator. The advanced wave model suggests the following experimental procedure for achieving this matching. Although the advanced wave propagates backwards in space and time and is thus a purely imaginary object, it can be modeled by a forward-going *alignment beam* inserted into the trigger channel so that it overlaps spatially and temporally with the pump beam inside the crystal and passes through the optical filters [Fig. 5(c)]. Nonlinear interaction of such an alignment beam with the pump wave will produce difference frequency generation into a spatiotemporal mode similar (albeit no longer completely identical) to that of the conditionally prepared single photon. If one observes and optimizes the interference pattern between this wave and the local oscillator, one can be sure that, after blocking the alignment beam, the mode of the signal photon will be matched to that of the local oscillator (Aichele *et al.*, 2002).

Controlling the *spatial* mode of the signal photon is simplified if a single-mode optical fiber is used as an optical filter instead of a pinhole arrangement. Such a filter automatically selects a pure spatial mode in the trigger channel, which transforms to a spatially pure signal photon. It is also advantageous in terms of the pair production rate [Ourjoumtsev, Tualle-Brouiri, Laurat, *et al.* (2006), supporting material]. Unfortunately, there is

no similar arrangement possible for the spectral (temporal) mode matching.

## 2. Decorrelating photons

Reducing the spectral linewidth of the trigger filter will improve the mode purity of the heralded photons, but also reduce their production rate. This compromise would be avoided if we could arrange the PDC setup in such a way that the trigger and signal photons in the output of the down-converter are uncorrelated: the function  $\Psi$  in Eq. (50) could be written as

$$\Psi(\omega_s, \omega_t) = \psi_s(\omega_s) \times \psi_t(\omega_t). \quad (52)$$

In this case, detection of any photon in the trigger channel signifies that the signal photon has been emitted into a pure spatiotemporal mode defined by the function  $\psi_s$ .

The first detailed theoretical inquiry into preparation of uncorrelated down-conversion spectra was made by Grice *et al.* (2001), based on general theoretical analysis of Keller and Rubin (1997). This theory was further elaborated by U'Ren *et al.* (2005, 2007). The configuration of the correlation function  $\Psi$  depends primarily on the energy-conservation condition

$$\omega_s + \omega_t = \omega_p \quad (53)$$

and the phase-matching condition

$$\vec{k}_s + \vec{k}_t \cong \vec{k}_p. \quad (54)$$

For any generated pair of photons with parameters  $(\omega_s, \vec{k}_s, \omega_t, \vec{k}_t)$ , there must exist a pump photon  $(\omega_p, \vec{k}_p)$  for which the above equations are satisfied.

Suppose the PDC occurs in an almost collinear configuration and the crystal is aligned so that Eqs. (53) and (54) hold simultaneously for the central pump frequency  $\omega_{p0}$  and some signal and idler frequencies  $\omega_{s0}$  and  $\omega_{t0}$ , respectively. The frequency and wave vector are connected through dispersion relations  $d\omega = v_{gr} d|\vec{k}|$ , where  $v_{gr}$  is the wave's group velocity. Neglecting dispersion orders higher than 1 [analysis beyond this approximation has been made by U'Ren *et al.* (2005)], we cast Eq. (54) into the form

$$\frac{\omega_s - \omega_{s0}}{v_{gr,s}} + \frac{\omega_t - \omega_{t0}}{v_{gr,t}} = \frac{\omega_p - \omega_{p0}}{v_{gr,p}}. \quad (55)$$

Equations (53) and (55), plotted in the  $(\omega_s, \omega_t)$  plane with  $\omega_p = \omega_{p0}$ , form straight lines crossing at  $(\omega_{s0}, \omega_{t0})$ .

Considered more accurately, the lines defined by these equations are not infinitely narrow. This is because the pump is pulsed, so it contains photons not only at  $\omega_{p0}$ , but in a finite frequency range  $|\omega_p - \omega_{p0}| \leq \pi/\tau_p$  determined by the inverse pump pulse width  $\tau_p$ . The phase-matching condition also has a tolerance  $|\vec{k}_s + \vec{k}_t - \vec{k}_p| \leq \pi/L_c$ , where  $L_c$  is the crystal length that limits the region of nonlinear optical interaction. The down-conversion spectrum is thus determined by the overlap of two band-shaped areas in the  $(\omega_s, \omega_t)$  plane [Figs. 6(a) and 6(b)].

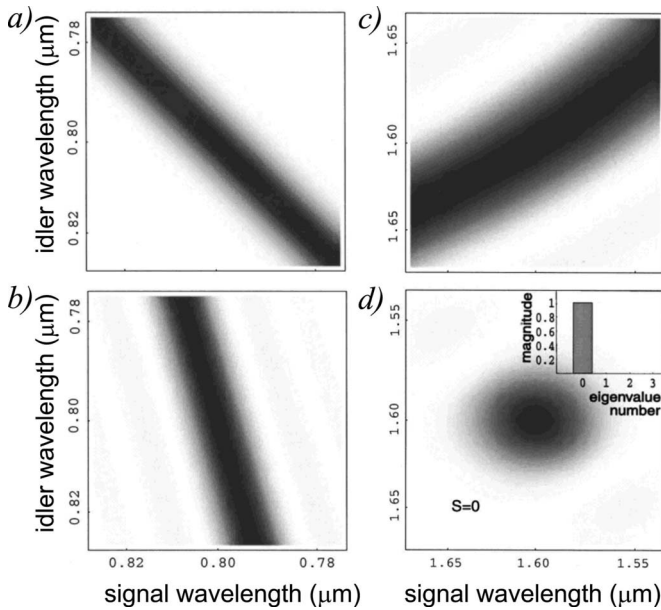


FIG. 6. Shape of the biphoton correlation spectrum determined by (a) the energy conservation condition (53), (b) generic phase matching (55) in the case of collinear type II PDC in a BBO crystal pumped at 400 nm, (c) engineered phase matching (collinear type II PDC in a BBO crystal pumped at 800 nm), and (d) cumulative effect of conditions (a) and (c). The inset in (d) shows the Schmidt decomposition of the biphoton spectrum  $\Psi(\omega_s, \omega_i) = \sum_m \sqrt{\lambda_m} u_m(\omega_s) v_m(\omega_i)$ ; with a proper combination of geometrical parameters of the experiment, the Schmidt decomposition contains only one term, i.e., the spectrum (d) is uncorrelated. From Grice *et al.*, 2001.

As can be seen, the spectrum does not automatically uphold Eq. (52). However, by choosing the crystal length and other parameters of PDC, one can engineer the tilt angle and width of the spectral region in which phase matching is satisfied, such that the overlap area can be expressed in the product form (52), implying uncorrelated photon spectra. The condition that has to be fulfilled takes the form (Grice *et al.*, 2001)

$$\frac{1}{\sigma^2} = -0.048L^2 \left( \frac{1}{v_{gr,p}} - \frac{1}{v_{gr,s}} \right) \left( \frac{1}{v_{gr,p}} - \frac{1}{v_{gr,t}} \right), \quad (56)$$

where  $L$  is the crystal length and  $\sigma$  is the pump spectrum width.

There exist several theoretical proposals on shaping the phase-matching region. Grice *et al.* (2001) found that Eq. (56) is satisfied in a BBO crystal for degenerate collinear type-II down-conversion if the pump wavelength is set to 800 nm [Figs. 6(c) and 6(d)]. They calculated a number of alternative down-conversion configurations with decorrelated spectra. U'Ren *et al.* (2003) proposed to implement PDC in a slightly noncollinear configuration and imposed additional restrictions onto the signal-idler spectrum by collecting only the photons emitted at certain angles. In theoretical works by Walton *et al.* (2003, 2004), down-conversion occurs in a nonlinear waveguide, pumped almost orthogonally to the guided direction. This also allows restricting the transverse

components of the signal and idler photon momenta, but without compromising the pair production rate and with the possibility to choose the central wavelength of each photon. Torres *et al.* (2005) proposed to engineer the down-conversion spectrum by employing a chirped, tilted pump and utilizing the Poynting vector walk-off effect. Raymer *et al.* (2005) put forward the idea of placing the down-conversion crystal into a microcavity, whose linewidth is much narrower than that allowed by the energy conservation and phase-matching conditions. This leads to a spectrally uncorrelated biphoton in a spatial mode defined by the cavity. U'Ren *et al.* (2006, 2007) theoretically showed that the group delays can be controlled by means of a periodic assembly (superlattice) of nonlinear crystals and birefringent spacers, and performed a proof-of-principle experiment to this effect, albeit without actually achieving an uncorrelated spectrum.

The only experimental demonstration of a virtually uncorrelated down-conversion spectrum to date has been offered by Mosley *et al.* (2008). They used a relatively long potassium-dihydrogen-phosphate (KDP) crystal and a pump wavelength of 415 nm. Under these conditions, the pump will propagate with the same group velocity as the idler photon. Then the region allowed by the phase-matching condition [Fig. 6(b)] becomes vertical and narrow, so the overlap region exhibits almost no correlation. This was confirmed by observing high-visibility Hong-Ou-Mandel interference of heralded signal photons from separate crystals.

### 3. The continuous-wave case

A completely different approach to producing heralded photons must be taken if the pump is monochromatic (continuous) and down-conversion occurs in an optical cavity, such as in Neergaard-Nielsen *et al.* (2007). Spatial mode matching is simplified in this configuration because both photons are prepared in the spatial mode of the cavity. The biphoton spectrum is determined by the cavity transmission spectrum: it consists of narrow (a few MHz) equidistant modes separated by the cavity free spectral range (FSR).<sup>8</sup> If the down-converter is pumped at a frequency  $2\omega_0$  (where  $\omega_0$  coincides with one of the cavity resonances), down-converted photons will be generated at frequencies  $\omega_0 \pm n \times \text{FSR}$  (Fig. 7).

Because the cavity itself acts as a spectral filter, additional narrow filtering of the trigger channel is not necessary to generate a spectrally pure heralded photon. It is sufficient to apply a spectral filter that would transmit one of the cavity modes (e.g.,  $\omega_t = \omega_0 - \text{FSR}$ ). In order to determine the temporal mode of the heralded photon, we again resort to the advanced wave model. In contrast to the pulsed laser case, the timing uncertainty of the trigger photon detection event is much smaller than the inverse spectral width of the biphoton (determined by the inverse cavity line width). The advanced wave can

<sup>8</sup>The free spectral range of a cavity equals the inverse roundtrip time of a photon inside the cavity.

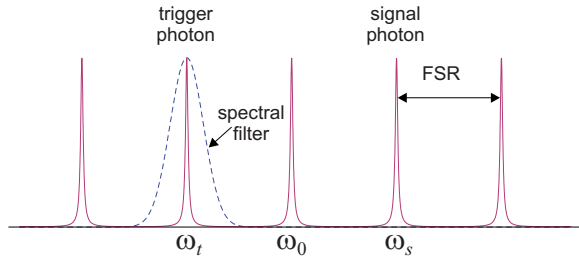


FIG. 7. (Color online) Spectrum of the Fabry-Perot parametric cavity. If one of the spectral modes ( $\omega_t$ ) is selected in the trigger channel, a click of the trigger detector heralds production of the signal photon in a pure cavity mode at  $\omega_s = 2\omega_0 - \omega_t$ .

thus be considered to be an infinitely short pulse. This pulse enters the cavity and interacts with the pump, producing a difference-frequency pulse at  $\omega_s = \omega_0 + \text{FSR}$  which, in turn, gets filtered by the cavity. Because the cavity spectrum is approximately Lorentzian, the temporal shape of the conditionally prepared mode is given by the Fourier transform of the cavity line:

$$f(t, t_c) = e^{\gamma|t-t_c|}, \quad (57)$$

where  $t_c$  is the moment of the trigger event and  $\gamma$  is the half-width at half-maximum (HWHM) of the cavity line-width [Fig. 8(a)].<sup>9</sup>

Homodyne detection of the field in this mode requires a local oscillator pulse with the temporal shape [ $g_L(t)$  in Eq. (8)] identical to  $f(t, t_c)$ . Such a pulse can be “tailored” from a continuous laser field by means of acousto- or electro-optical amplitude modulation. An alternative, more practical, procedure consists of using a continuous local oscillator [ $g_L(t) = 1$ ] and continuously acquiring the difference photocurrent  $I(t)$  as a function of time. The acquired photocurrent is then post-processed according to  $N_- \propto \int I(t) f(t, t_c) dt$ . As evidenced by Eq. (10), the integrated difference charge is the same as that obtained with a pulsed LO. This idea was first utilized by Neergaard-Nielsen *et al.* (2006) and subsequently by Neergaard-Nielsen *et al.* (2007) and Wakui *et al.* (2007).

#### 4. Strong pumping mode

We now discuss the regime of strong-pump PDC, such that the number of pairs generated within the time period corresponding to the inverse down-conversion bandwidth is not negligible. This case is complicated and largely uninvestigated for the following reason: if there exists any correlation in the joint time or spectral distributions of the signal and trigger photons, narrow filtering of the trigger channel does not guarantee purity of the signal state. For example, in the monochromatic-pump case, a trigger event at time  $t_c$  heralds the presence of a photon in the mode  $f(t, t_c)$  but does not ensure that no incoherent contributions are present from pho-

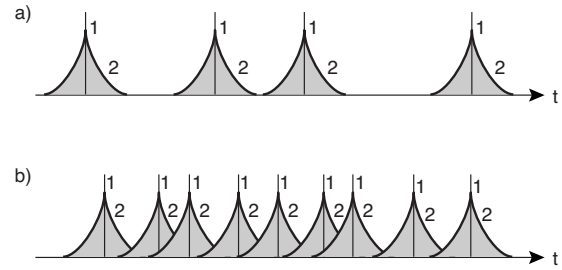


FIG. 8. Temporal modes of the trigger (1) and signal (2) photons. Assuming that the time resolution of the trigger detector is very high, the signal mode is defined by Eq. (57). Cases (a) and (b) correspond to the weak and strong pumping regimes, respectively. From Mølmer, 2006.

tons in “nearby” modes  $f(t, t'_c)$  [Fig. 8(b)]. In order to prepare a high-purity state, one needs to have a high-efficiency detector, which will not only trigger a pair production event, but will also ensure there are no more events nearby. If the state to be prepared is more complex than a Fock state, such as a Schrödinger kitten state, the situation is even more complicated.

The strong pumping case in the context of preparing single and multiple heralded photons was investigated by Mølmer (2006) as well as Nielsen and Mølmer (2007a, 2007b) and Rohde *et al.* (2007). Sasaki and Suzuki (2006) reported a comprehensive theoretical study employing mode expansion in the basis of prolate spherical functions, and they obtained analytical expressions for a few limiting cases.

Experimental handling of the mode mismatch in the strong pumping case is, on the other hand, relatively straightforward (Ourjoutsev, Tualle-Brouri, and Grangier, 2006; Ourjoutsev, Tualle-Brouri, Laurat, *et al.*, 2006; Ourjoutsev *et al.*, 2007). One introduces an empiric probability  $\xi$  that the state heralded by a click in the trigger detector belongs to the mode analyzed by the homodyne detector. With probability  $1 - \xi$ , the heralded state belongs to an orthogonal mode, which is equivalent to a dark count event. The actual value of  $\xi$  can be found from the experimental data statistics.

## V. APPLICATIONS IN QUANTUM TECHNOLOGY

Implementation of light for the purposes of QI technology relies on our ability to synthesize, manipulate, and characterize various quantum states of the electromagnetic field. OHT is used in optical quantum information as a way to solve the last of the above tasks. In this section, we discuss applications of OHT to “discrete-variable” quantum-optical information and quantum-optical technology in general. We review the new states of light that have been created in the past few years, methods of their preparation, and their tomographic reconstruction.

It is convenient to restrict this review by the temporal boundaries of the present century. The only nonclassical state of light investigated by OHT prior to 2001 was the squeezed state (Smithey, Beck, Cooper, *et al.*, 1993;

<sup>9</sup>Equation (57) has to be modified if the weak pumping limit is not applicable (Mølmer, 2006; Sasaki and Suzuki, 2006).

TABLE I. Quantum states recently characterized by OHT.

Reference	State
Vasilyev <i>et al.</i> (2000) Wenger <i>et al.</i> (2005) D'Auria <i>et al.</i> (2009)	Two-mode squeezed vacuum
Lvovsky <i>et al.</i> (2001) Zavatta <i>et al.</i> (2004b) Neergaard-Nielsen <i>et al.</i> (2007)	Single-photon Fock state $ 1\rangle$
Lvovsky and Babichev (2002)	Displaced single photon
Lvovsky and Mlynek (2002) Babichev <i>et al.</i> (2003) Babichev, Brezger, and Lvovsky (2004) Zavatta, D'Angelo, Parigi, <i>et al.</i> (2006)	Single-rail qubit $\alpha 0\rangle + \beta 1\rangle$
Babichev, Appel, and Lvovsky (2004) D'Angelo <i>et al.</i> (2006)	Dual-rail qubit $\alpha 0,1\rangle + \beta 1,0\rangle$
Zavatta <i>et al.</i> (2004a) Zavatta <i>et al.</i> (2005)	Photon-added coherent state $\hat{a}^\dagger \alpha\rangle$
Zavatta <i>et al.</i> (2007) Parigi <i>et al.</i> (2007)	Photon-added thermal state
Ourjoumtsev, Tualle-Brouri, and Grangier (2006)	Two-photon Fock state $ 2\rangle$
Wenger <i>et al.</i> (2004b) Neergaard-Nielsen <i>et al.</i> (2006) Ourjoumtsev, Tualle-Brouri, Laurat, <i>et al.</i> (2006) Wakui <i>et al.</i> (2007)	Photon-subtracted squeezed state (Schrödinger kitten) $ 1\rangle + \alpha 3\rangle$ , where $ \alpha  \ll 1$
Ourjoumtsev <i>et al.</i> (2007)	Squeezed Schrödinger cat

Breitenbach *et al.*, 1997). The past few years, on the contrary, have shown a technology boom, resulting in a plethora of new quantum optical states (Table I), some of which are significant not only to QI technology, but to the basic concepts of quantum physics.

### A. Two-mode squeezed vacuum

#### 1. Description of the state

Consider an idealized nondegenerate parametric amplifier in which photons are emitted into two well-defined optical modes  $\hat{a}$  and  $\hat{b}$  (Barnett and Knight, 1985; Gerry and Knight, 2005). Parametric down-conversion in this setting is governed by the Hamiltonian  $\hat{H} = i\chi(\hat{a}^\dagger\hat{b}^\dagger - \hat{a}\hat{b})$ , where  $\chi$  is proportional to the second-order nonlinear susceptibility and the pump field. Assuming the initial state of modes  $\hat{a}$  and  $\hat{b}$  is double vacuum  $|0, 0\rangle$ , the evolution for time  $t$  will result in the two-mode squeezed vacuum (twin-beam) state

$$|\Psi\rangle = \frac{1}{\cosh r} \sum_{n=0}^{\infty} (\tanh r)^n |n, n\rangle, \quad (58)$$

where  $r = \chi t$ . In the absence of absorption, the numbers of photons in the two modes are perfectly correlated.

Amplitudes of  $n$ -pair states obey thermal statistics.

The entangled state (58) has the following wave function:

$$\langle Q_1, Q_2 | \Psi \rangle = \frac{1}{\sqrt{\pi}} \exp \left[ -\frac{1}{4} e^{2r} (Q_1 - Q_2)^2 - \frac{1}{4} e^{-2r} (Q_1 + Q_2)^2 \right] \quad (59)$$

in the position basis and

$$\langle P_1, P_2 | \Psi \rangle = \frac{1}{\sqrt{\pi}} \exp \left[ -\frac{1}{4} e^{2r} (P_1 + P_2)^2 - \frac{1}{4} e^{-2r} (P_1 - P_2)^2 \right] \quad (60)$$

in the momentum basis. As evidenced by these equations, although the individual variances of the quadrature observables in each mode are above that of the vacuum state, the positions associated with the two modes are correlated, and the momenta are anticorrelated in a highly nonclassical manner. In the limit  $r \rightarrow \infty$ , state  $|\Psi\rangle$  approaches that described by Einstein *et al.* (1935). This state has many applications in quantum-

information technology, for example, as a primary resource for complete quantum teleportation (Furusawa *et al.*, 1998), quantum communication (van Loock, 2002), imaging (Lugiato *et al.*, 2002), and process tomography (D'Ariano and Lo Presti, 2001).

Optical losses and spurious nonlinearities degrade the twin-beam state, making the bipartite photon number correlation imperfect and removing the minimum-uncertainty character of quadrature variances. A naturally arising question in this context is whether, and to which extent, this degraded state can still be used as an entangled resource in quantum-information technology. This question can be answered analytically if the two-mode state remains Gaussian.<sup>10</sup> Bipartite Gaussian states have been investigated extensively and their necessary and sufficient entanglement criteria have been elaborated on (Reid, 1989; Duan *et al.*, 2000; Simon, 2000).

Importantly, a Gaussian state is fully described by the first and second moments of its quadrature operators. In most practical cases, the first moments (mean coherent amplitudes) vanish. If a bipartite state is known to be Gaussian, determining the  $4 \times 4$  covariance matrix  $\langle \hat{X}_i \hat{X}_j \rangle$ , where  $\{\hat{X}_i\} = \{\hat{Q}_1, \hat{P}_1, \hat{Q}_2, \hat{P}_2\}$ , is sufficient for its complete characterization and evaluation of its entanglement.

## 2. Homodyne characterization

As any bipartite state, the two-mode squeezed vacuum can be fully characterized by subjecting both modes to homodyne detection and measuring two-dimensional quadrature histograms for all phases of both local oscillators [Fig. 9(a)]. To the best of our knowledge, such a complete experiment has not yet been performed, but has been approached in different ways.

The first homodyne measurement of the twin-beam state was performed in a landmark work by Ou *et al.* (1992). The experiment used a continuous-wave parametric amplifier as the source and proceeded along the scheme of Fig. 9(a). Quadrature correlations measured in the two modes satisfied the Einstein-Podolsky-Rosen nonlocality criterion introduced by Reid (1989).

This experiment, as well as many subsequent works (e.g., Zhang *et al.*, 2000; Schori *et al.*, 2002; Bowen *et al.*, 2004; Laurat *et al.*, 2005), did not aim to fully characterize the state, but only to demonstrate and quantify its entanglement. For this purpose, it was sufficient to measure quadrature noise correlations in the frequency domain.

The first measurement on the twin-beam state that can be classified as OHT was performed by Vasilyev *et al.* (2000). The experiment, again, used the scheme of Fig. 9(a), but employed a pulsed laser and featured time-

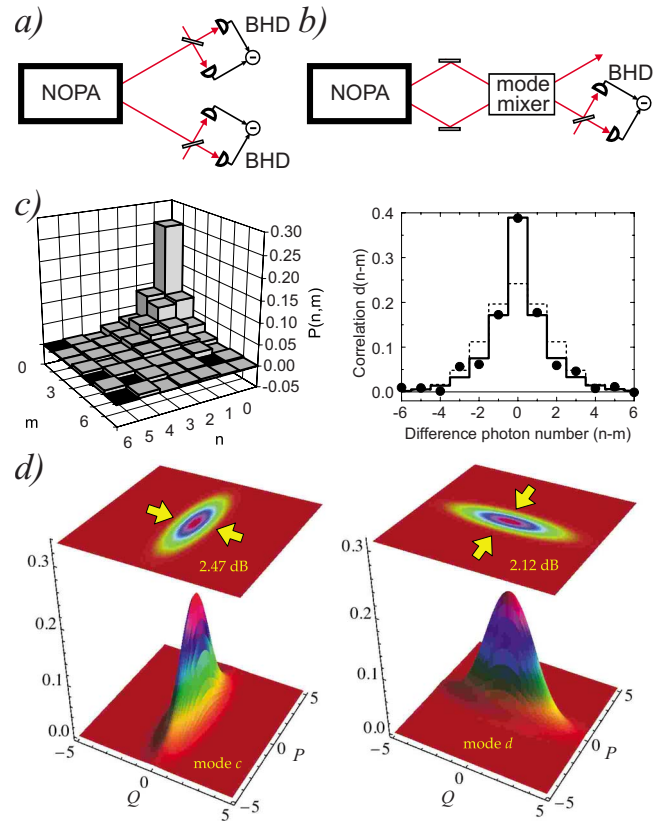


FIG. 9. (Color online) Homodyne characterization of the twin-beam state. (a) Scheme of the experimental setup for direct OHT. NOPA denotes nondegenerate optical parametric amplifier. (b) A simplified setup with one homodyne detector; “mode mixer” is a linear-optical device (see text). (c) Left: joint photon-number probability distribution. Right: difference photon-number distributions corresponding to the graph on the left (filled circles, experimental data; solid lines, theoretical predictions; dashed lines, difference photon-number distributions for two independent coherent states with the same total mean number of photons). From Vasilyev *et al.*, 2000. (d) Reconstructed Wigner functions for modes  $\hat{c} = (\hat{a} + \hat{b})/\sqrt{2}$  and  $\hat{d} = (\hat{a} - \hat{b})/\sqrt{2}$  show squeezing in position and momentum, respectively. From D’Auria *et al.*, 2009.

domain homodyne measurements, allowing direct sampling of the quadrature noise. The local oscillator phases were allowed to vary randomly, so no phase-sensitive information was recovered, but photon number correlations between the two modes were determined [Fig. 9(c)]. Due to losses and complex modal structure of the down-conversion output, this correlation was not perfect as predicted by Eq. (58). However, the observed statistics were clearly nonclassical.

More recently, two experiments exploited a simplified setup with only one homodyne detector [Fig. 9(b)] to characterize the twin-beam state, along the lines of proposals by McAlister and Raymer (1997a), Richter (1997), Raymer and Funk (1999), and D’Auria *et al.* (2005). In Wenger *et al.* (2005), the “mode mixer” consisted of a phase shift applied to one of the twin beams and a symmetric beam splitter. Homodyne detection was then ap-

<sup>10</sup>A Gaussian state is a state whose Wigner function is Gaussian. Linear losses, second-order nonlinearities and phase-space displacements preserve the Gaussian character of a state.

plied to the beam splitter outputs, whose mode operator can be written as  $(\hat{a} + e^{i\theta}\hat{b})/\sqrt{2}$  (where the phase  $\theta$  is determined by the phase shifter). Additionally, single-mode quadrature distributions were measured by blocking one of the PDC output modes. By measuring quadrature distributions at different values of  $\theta$  and different local oscillator phases, the symmetric and Gaussian character of the bipartite state has been verified, nonvanishing elements of the covariance matrix determined, and entanglement quantified.

In an experiment by [D'Auria et al. \(2009\)](#), PDC took place in a periodically poled  $\text{KTiOPO}_4$  crystal, with the produced photons being identical in terms of both frequency and spatial mode, but having orthogonal polarization. In this way, the modes could be mixed by means of a half- and/or quarter-wave plate, followed by a polarizer. Quadrature noise statistics were measured for modes  $\hat{a}$ ,  $\hat{b}$ ,  $\hat{c} = (\hat{a} + \hat{b})/\sqrt{2}$ ,  $\hat{d} = (\hat{a} - \hat{b})/\sqrt{2}$ ,  $\hat{e} = (i\hat{a} + \hat{b})/\sqrt{2}$ ,  $\hat{f} = (i\hat{a} - \hat{b})/\sqrt{2}$ , which was sufficient to assess the Gaussian nature of the state and to fully determine the covariance matrix [Fig. 9(d)]. From the latter, photon-number statistics [similarly to the work of [Vasilyev et al. \(2000\)](#) discussed earlier] were evaluated.

## B. Fock state tomography

The first non-Gaussian state to be studied by OHT ([Lvovsky et al., 2001](#)) is the single photon. This is not surprising, given the role this state plays in basic and applied quantum optics. Another important motivation for this experiment was to demonstrate reconstruction of an optical state whose Wigner function takes on negative values.

The schematic and results of the experiment are shown in Fig. 10. The experiment employed a picosecond Ti:sapphire laser at a 790-nm wavelength. Pulsed single photons were prepared by conditional measurements on a biphoton state generated via parametric down-conversion (in the weak pumping regime). Narrow spatiotemporal filtering of the trigger photon was used as outlined in Sec. IV.B. The field state in the signal channel was characterized by means of optical homodyne tomography.

Remarkably, all imperfections of the experiment (losses in transmission of the signal photon, quantum efficiency of the HD, trigger dark counts, mode matching of the signal photon and the local oscillator, and spatiotemporal coherence of the signal photon) had a similar effect on the reconstructed state: admixture of the vacuum  $|0\rangle$  to the ideal Fock state  $|1\rangle$ ,

$$\rho_{\text{meas}} = \eta|1\rangle\langle 1| + (1 - \eta)|0\rangle\langle 0|. \quad (61)$$

The greater the efficiency  $\eta$ , the deeper the “well” in the Wigner function; classically impossible negative values are obtained when  $\eta > 0.5$ . The original 2001 experiment showed  $\eta = 0.55 \pm 0.01$ ; later, this value was improved to 0.62.

An interesting feature of the optical single-photon state reconstruction is that the technique of homodyne

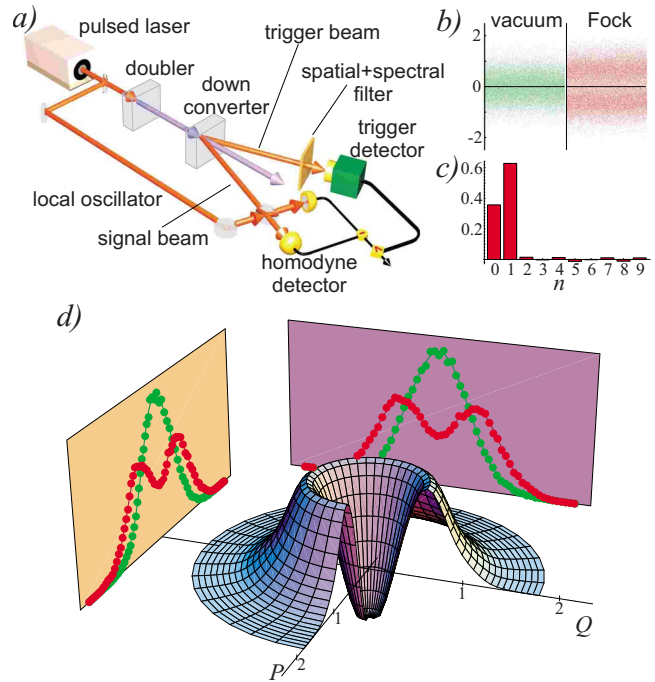


FIG. 10. (Color online) The experiment on quantum tomography of the single-photon Fock state. (a) Simplified scheme, (b) 45 000 raw quadrature noise samples for the vacuum state and the Fock state, (c) the density matrix (diagonal elements) reconstructed using the quantum-state sampling method, and (d) the reconstructed Wigner function is negative near the origin point because the measurement efficiency reaches 62%. Side projections show phase-randomized marginal distributions for the measured vacuum and Fock states. Partially reproduced from [Lvovsky et al., 2001](#); [Lvovsky and Babichev, 2002](#).

tomography can be fully understood in the framework of classical physics. This measurement could have been conducted (and interpreted) by someone who does not believe in quantum mechanics. Yet the result of negative quasiprobabilities would appear absurd, incompatible with classical physics—thus providing strong evidence of “quantumness” of our world.

A version of the single-photon Fock state tomography experiment, featuring a fast homodyne detector, allowing measurements at a full repetition rate of the pulsed laser (82 MHz), was reported by [Zavatta et al. \(2004b\)](#).

Tomography of the two-photon Fock state  $|2\rangle$  was reported by [Ourjoumtsev, Tualle-Briotti, and Grangier \(2006\)](#). The experimental arrangement is similar to that of Fig. 10(a), but the trigger channel is split and directed into two single-photon detectors, whose simultaneous click triggers a homodyne measurement. In order to obtain a sufficient rate of such events, the parametric gain has to be non-negligible, which significantly complicates the analysis of the experiment. Ourjoumtsev and co-workers found that the experimentally observed state can be fit by a theory taking into account five experimental parameters:

- gain of the down-converter,
- excess gain of a fictitious phase-independent amplifier placed after the (ideal) down-converter,

- BHD efficiency (including optical losses),
- BHD electronic noise (whose effect is identical to optical loss, see Sec. IV.A),
- probability  $\xi$  that the single-photon detection events correspond to a heralded mode that matches the local oscillator (see Sec. IV.B).

By optimizing these parameters, negative values of the experimental Wigner function were obtained.

### C. The optical qubit

#### 1. The dual-rail qubit

As discussed in Sec. I.B.1, one application of OHT, where it can be of an advantage compared to other state characterization methods, is measurement of systems of dual-rail optical qubits. Tomography of one dual-rail qubit was performed by Babichev, Appel, and Lvovsky, (2004).<sup>11</sup> A dual-rail qubit, described by the state

$$|\Psi_{\text{dual-rail}}\rangle = \tau|1_A, 0_B\rangle - \rho|0_A, 1_B\rangle, \quad (62)$$

is generated when a single photon  $|1\rangle$ , incident upon a beam splitter with transmission  $\tau^2$  and reflectivity  $\rho^2$ , entangles itself with the vacuum state  $|0\rangle$  present in the other beam splitter input. To perform tomography measurements, BHDs (associated with fictitious observers Alice and Bob) were placed into each beam splitter output channel [Fig. 11(a)]. With every incoming photon, both detectors made measurements of field quadratures  $Q_{\theta_A}$  and  $Q_{\theta_B}$  with the local oscillators' phases set to  $\theta_A$  and  $\theta_B$ , respectively. Figure 11(b) shows histograms of these measurements, which are the marginal distributions of the four-dimensional Wigner function of the dual-rail state. They have been used to determine the state via the maximum-likelihood technique (Sec. III.B), resulting in the density matrix shown in Fig. 11(c). As expected, the reconstruction reveals all terms in the density matrix, including those (e.g., double vacuum  $|0,0\rangle\langle 0,0|$ ) usually missed by the photon-counting method.

Time-encoded dual-rail optical qubits were prepared and characterized by D'Angelo *et al.* (2006). The trigger channel of the PDC entered a fiber Michaelson interferometer whose path length difference was equal to the optical path inside the cavity of the master mode-locked Ti:sapphire laser. The trigger detector, placed at the output of the interferometer, is then unable to distinguish between a photon generated by some  $n$ th pump pulse that has traveled the long path of the interferometer and a photon generated by the  $(n+1)$ th pulse that has taken the shorter path. The conditional state was thus prepared in a coherent superposition

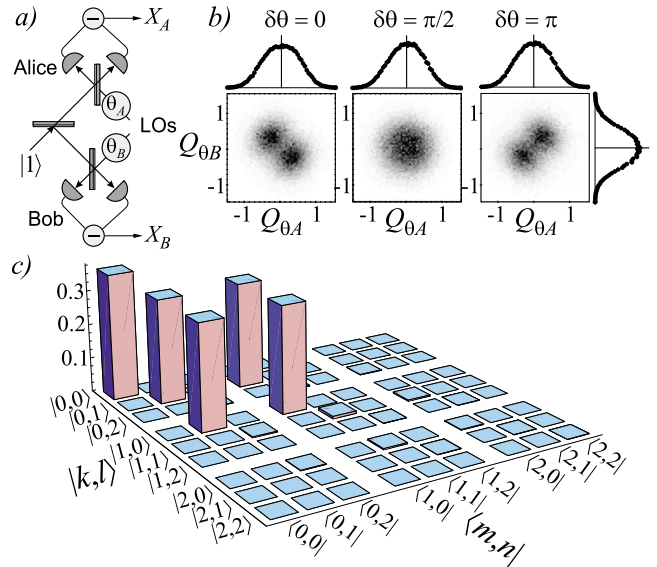


FIG. 11. (Color online) The experiment on homodyne tomography of the dual-rail qubit. (a) Scheme of the experimental setup. (b) Histograms of the experimental quadrature statistics  $\text{pr}_{\delta\theta}(Q_{\theta_A}, Q_{\theta_B})$  for a symmetric beam splitter. Phase-dependent quadrature correlations are a consequence of the entangled nature of the state  $|\Psi_{\text{qubit}}\rangle$ . Also shown are individual histograms of the data measured by Alice and Bob, which are phase independent. (c) Density matrix (absolute values) of the measured ensemble in the photon number representation. From Babichev, Appel, and Lvovsky, 2004.

$$|\Psi\rangle = \frac{1}{\sqrt{2}}(|1^{(n)}, 0^{(n+1)}\rangle + e^{-i\phi}|0^{(n)}, 1^{(n+1)}\rangle), \quad (63)$$

where the phase  $\phi$  could be controlled by one of the interferometer mirrors. For characterizing the above state, a single homodyne detector suffices, but its signal has to be acquired at two different moments in time.

#### 2. Nonlocality of the single photon

Whether the state (62) can be considered entangled is a widely debated issue. This controversy seems to be related to the wave-particle duality of light. If the photon is viewed as a state of the electromagnetic oscillator, the notation (62) is valid and denotes an entangled entity (van Enk, 2005). If, on the other hand, a photon is considered to be a particle, i.e., not a state but a carrier of a state, e.g., of a polarization state, the dual-rate qubit should be written as a superposition of two localizations of one photon, which may not be seen as entangled. Advocates of the former view proposed experiments using the split single photon to demonstrate quantum nonlocality (Oliver and Stroud, 1989; Tan *et al.*, 1991; Jacobs and Knight, 1996; Banaszek and Wodkiewicz, 1999; Hessmo *et al.*, 2004); others disputed them (Greenberger *et al.*, 1995; Vaidman, 1995).

It is in the inherent nature of OHT to interpret the photon as a state of a field rather than a particle “in its own right.” In experiments on homodyne tomography of the delocalized photon, Babichev, Appel, and Lvovsky,

<sup>11</sup>A deterministic OHT scheme for two-mode state reconstruction in the Fock basis was first proposed and tested numerically by Raymer *et al.* (1996). A detailed theoretical analysis of different aspects of such an experiment was also made by Jacobs and Knight (1996) as well as Grice and Walmsley (1996).

(2004) and D'Angelo *et al.* (2006) presented different arguments that OHT characterization of the dual-rail qubit (62) can be interpreted to violate Bell-type inequalities, albeit with loopholes. Appel, and Lvovsky, Babichev (2004) converted quadrature measurements to a dichotomic format by means of a fictitious discriminator. Correlations between the discriminator outputs acquired by Alice and Bob exhibited a Bell-like interference pattern. For sufficiently high threshold values, its amplitude exceeds  $1/\sqrt{2}$  and the Bell inequality is violated. D'Angelo *et al.* (2006) determined the Wigner function of the measured dual-rail state and showed it to violate the Bell test of Banaszek and Wodkiewicz (1999).

Further evidence of the entangled nature of the delocalized single photon is its applicability as a resource in quantum communication protocols such as quantum teleportation and remote state preparation (RSP).<sup>12</sup>

### 3. Remote state preparation using the nonlocal single-photon state

To implement RSP, Alice performs a measurement on her share of the entangled resource in a basis chosen in accordance with the state she wishes to prepare. Dependent on the result of her measurement, the entangled ensemble collapses either onto the desired state at the receiver (Bob's) location or can be converted into it by a local unitary operation.

The experiment on tomography of the dual-rail qubit can be interpreted as an implementation of the remote preparation protocol in the continuous basis (Babichev, Brezger, and Lvovsky, 2004; Zavatta, D'Angelo, Parigi, *et al.*, 2006). By performing a homodyne measurement on her part of the entangled state (62) and detecting a particular quadrature value  $Q_{\theta_A}$  at the local oscillator phase  $\theta$ , Alice projects the entangled resource (62) onto a quadrature eigenstate  $\langle Q_{\theta_A}$ ,

$$\begin{aligned} |\psi_B\rangle &= \langle Q_{\theta_A}, \theta_A | \Psi \rangle \\ &= \tau \langle Q_{\theta_A}, \theta_A | 1 \rangle_A | 0 \rangle_B - \rho \langle Q_{\theta_A}, \theta_A | 0 \rangle_A | 1 \rangle_B, \end{aligned} \quad (64)$$

which is just a coherent superposition of the single-photon and vacuum states, i.e., a single-rail optical qubit. By choosing her LO phase  $\theta_A$  and postselecting a particular value of  $Q_{\theta_A}$ , Alice can control the coefficients in the superposition, i.e., remotely prepare any arbitrary state within the single-rail qubit subspace.

### 4. Teleportation using the nonlocal single-photon state

The entanglement contained in the delocalized single-photon state is between the single-photon and vacuum states. It allows rudimentary teleportation of single-rail

qubits  $|\psi_{\text{single-rail}}\rangle = \alpha|0\rangle + \beta|1\rangle$  by means of a modified Bennett *et al.* (1993) protocol. Alice performs a Bell-state measurement on the source state and her share of  $|\Psi_{\text{dual-rail}}\rangle$  by overlapping them on a beam splitter and sending both beam splitter outputs to single-photon detectors. If one of these detectors registers the vacuum state, and the other detects one photon, the input state of the Bell-state analyzer is projected onto  $|\Psi_{\text{dual-rail}}\rangle$  and Bob's channel obtains a copy of the source state (Pegg *et al.*, 1998; Özdemir *et al.*, 2002). If the input state contains terms outside of the single-rail qubit subspace, these terms will be removed from the teleported ensemble. This is known as the "quantum scissors" effect.

Although the implementation of the protocol requires highly efficient, number-resolving photon detectors, its conceptual demonstration can be done with standard commercial units. Babichev *et al.* (2003) performed this experiment using a weak pulsed coherent state as the source. The teleported state was characterized by means of OHT. The teleportation fidelity approached unity for low input state amplitudes, but with this parameter increasing, it quickly fell off due to the effect of quantum scissors.

### 5. Quantum-optical catalysis

The two sections above demonstrated how a single-rail optical qubit can be prepared by conditional measurements and linear-optical operations on a single photon. Another way of achieving the same goal was reported by Lvovsky and Mlynek (2002). A single-photon state  $|1\rangle$  and a coherent state  $|\alpha\rangle$  were overlapped on a high-reflection beam splitter. One of the beam splitter outputs was subjected to a measurement via a single-photon detector [Fig. 12(a)]. In the event of a "click," the other beam splitter output is projected onto a single-rail qubit  $t|0\rangle + \alpha|1\rangle$ ,  $t^2$  the beam splitter transmission [Figs. 3, 12(b), and 12(c)].

This result is somewhat counterintuitive: a classical coherent input state is converted into a nonclassical single-rail qubit even though the input single photon emerges "intact" at the output (hence the name quantum-optical catalysis). This transformation is an example of optical nonlinearity induced by a conditional optical measurement, the key principle behind linear-optical quantum computation (Knill *et al.*, 2001; Koashi *et al.*, 2001; Kok *et al.*, 2007).

We note that if the signal channel is analyzed without conditioning on the single-photon detection event, it approximates another important nonclassical state of light, the displaced Fock state [see Lvovsky and Babichev (2002), and references therein].

### D. "Schrödinger cats" and "kittens"

The Schrödinger cat (Schrödinger, 1935) is a famous gedanken experiment in quantum physics, in which a macroscopic object is prepared in a coherent superposition of two classically distinguishable states. It brightly illustrates one of the most fundamental questions of

<sup>12</sup>Both teleportation (Bennett *et al.*, 1993) and RSP (Lo, 2000) are quantum communication protocols allowing disembodied transfer of quantum information between two distant parties by means of a shared entangled resource and a classical channel. The difference between them is that in teleportation the sender (Alice) possesses one copy of the source state, while in RSP she is instead aware of its full classical description.

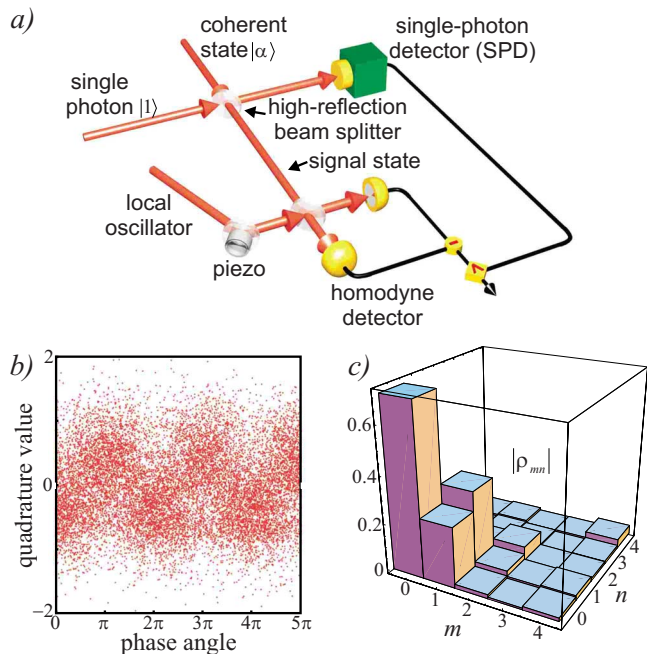


FIG. 12. (Color online) The quantum-optical catalysis experiment. (a) The scheme. Measurements by the HD are conditioned on the single-photon detector registering a photon, (b) 14 153 raw quadrature data, and (c) absolute values of the density-matrix elements in the Fock representation for  $\alpha \approx 0.3$ . The beam-splitter transmission is  $t^2=0.075$ . From Lvovsky and Mlynek, 2002.

quantum mechanics: at which degree of complexity does a quantum superposition of two states stop being a superposition and probabilistically become one of its terms?

In quantum optics, the Schrödinger cat usually means a coherent superposition  $|\alpha\rangle \pm |-\alpha\rangle$  of coherent states of relatively large amplitude and opposite phase (Bužek and Knight, 1995). In addition to the above fundamental aspect, these states are useful for many quantum information protocols such as quantum teleportation (van Enk and Hirota, 2001), quantum computation (Ralph *et al.*, 2003), and error correction (Cochrane *et al.*, 1999). It is thus not surprising that experimental synthesis of Schrödinger cats has been an object of aspiration for several generations of physicists. Recent years have marked a breakthrough: invention and experimental realization of two schemes that permit preparation of optical Schrödinger cats of arbitrarily high amplitudes.

### 1. Preparation by photon subtraction

The first scheme was proposed by Dakna *et al.* (1997). An odd Schrödinger cat state of low amplitude can be decomposed into the Fock basis as follows:

$$|\alpha\rangle - |-\alpha\rangle \propto \alpha|1\rangle + \frac{\alpha^3}{\sqrt{6}}|3\rangle + \dots \quad (65)$$

For  $\alpha \leq 1$ , this state is approximated, with very high fidelity (Lund *et al.*, 2004), by the squeezed single-photon

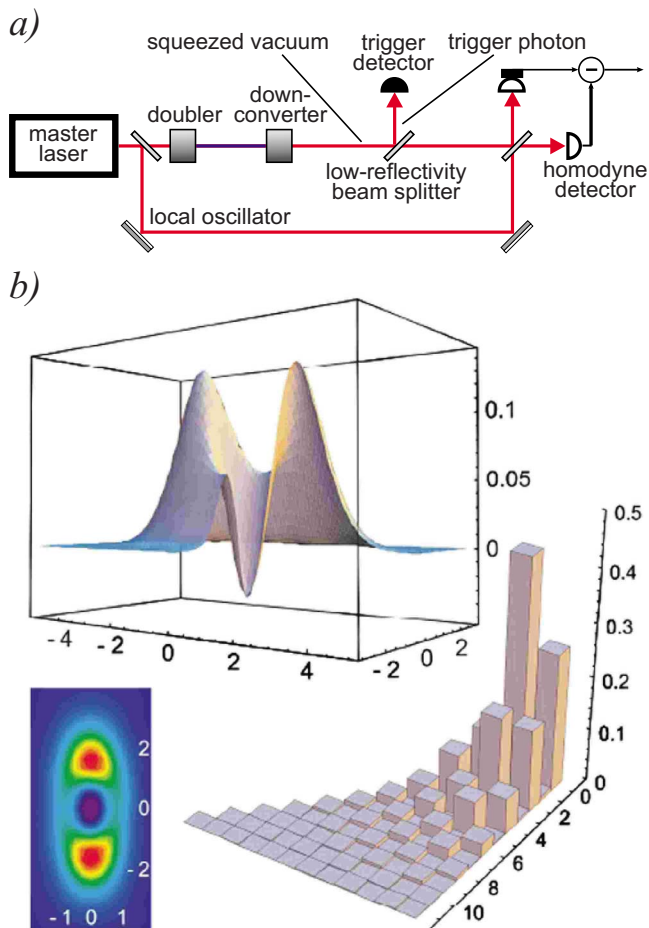


FIG. 13. (Color online) Conditional preparation of the squeezed single-photon state (“Schrödinger kitten”). (a) A generic experimental scheme. (b) The Wigner function and the density matrix reconstructed from the experimental data. Part (b) is from Neergaard-Nielsen *et al.*, 2006.

state. Experimentally, this state can be obtained by removing one photon from the squeezed vacuum,

$$|\Psi_s\rangle \approx |0\rangle + \frac{1}{\sqrt{2}}\zeta|2\rangle + \sqrt{\frac{3}{2}}\zeta^2|4\rangle + \dots, \quad (66)$$

where  $\zeta$  is the small squeezing parameter (Dakna *et al.*, 1997). The photon removal procedure consists of transmitting the state through a low-reflection beam splitter and sending the reflected mode to a single-photon detector [Fig. 13(a)]. A click in this detector indicates that at least one photon has been removed from  $|\Psi_s\rangle$ . Because the reflectivity of the beam splitter is small, the probability of removing more than one photon is negligible. The conditional state in the transmitted channel of the beam splitter is then approximated by

$$|\Psi_{\text{cond}}\rangle \propto \hat{a}|\Psi_s\rangle \sim \frac{1}{\sqrt{2}}\zeta|1\rangle + \sqrt{3}\zeta^2|3\rangle + \dots \quad (67)$$

Setting  $\alpha^2=6\zeta$  yields the “Schrödinger kitten” (65).

The first experiment implementing this protocol was performed by Wenger *et al.* (2004b) and later improved by Ourjoumtsev, Tualle-Broui, Laurat, *et al.* (2006).

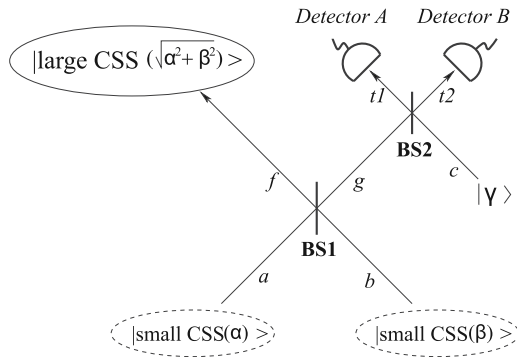


FIG. 14. A schematic for amplification of the “Schrödinger cat” state. The amplified cat emerges in channel  $g$  if detectors  $A$  and  $B$  click in coincidence. In the text,  $\alpha=\beta=\gamma/\sqrt{2}$  is assumed. From [Lund et al., 2004](#).

Parametric deamplification of 150-fs, 40-nJ pulses at 850 nm in a 100  $\mu\text{m}$  noncritically phase matched  $\text{KNbO}_3$  crystal was used to generate pulsed squeezed vacuum ([Wenger et al., 2004a](#)). The heralded beam splitter output state was subjected to pulsed OHT, showing preparation of a Schrödinger kitten of size  $|\alpha^2|=0.79$  with a 70% fidelity. Experimental imperfections could be modeled by the same five parameters as done by [Ourjoumteev, Tualle-Brouri, and Grangier \(2006\)](#) (see Sec. V.B).

In the continuous-wave regime, a similar procedure has been independently demonstrated by [Neergaard-Nielsen et al. \(2006\)](#) [the results of this experiment are shown in Fig. 13(b)] and by [Wakui et al. \(2007\)](#).

These experiments, which combine for the first time the techniques of conditional preparation of single photons and pulsed squeezing, are a significant accomplishment in quantum optical information technology. However, the photon-subtracted squeezed state resembles a cat state only for small  $\alpha$ 's. An interesting method for generating Schrödinger cats of larger amplitudes has been proposed by [Lund et al. \(2004\)](#). Two small odd cat states<sup>13</sup>  $|\text{CSS}(\alpha)\rangle$ , which we assume to be of equal amplitudes ( $\alpha=\beta$ ), overlap on a symmetric beam splitter BS1 (Fig. 14), which transforms them into an entangled superposition

$$|\text{CSS}(\alpha)\rangle_a |\text{CSS}(\alpha)\rangle_b \rightarrow |0\rangle_f (|\sqrt{2}\alpha\rangle + |\sqrt{2}\alpha\rangle)_g - (|\sqrt{2}\alpha\rangle + |\sqrt{2}\alpha\rangle)_f |0\rangle_g \quad (68)$$

of a cat state of amplitude  $\sqrt{2}\alpha$  in one of the output channels and vacuum in the other. Now if we measure the state in channel  $g$  and find it to be not the cat state, the channel  $f$  will be projected onto the cat state. Such conditional measurement is implemented by overlapping channel  $g$  with a coherent state of amplitude  $\gamma = \sqrt{2}\alpha$  on an additional beam splitter BS2. If channel  $g$  contains a cat state, the interference will cause all optical energy to emerge at only one side of BS2. Therefore,

<sup>13</sup>Under “even” and “odd” cat states we understand superpositions  $|\alpha\rangle + |-\alpha\rangle$  and  $|\alpha\rangle - |-\alpha\rangle$ , respectively.

detecting coincident photons in both outputs of BS2 indicates that channel  $g$  contained vacuum, and thus channel  $f$  is prepared in the Schrödinger cat state of amplitude  $\sqrt{2}\alpha$ .

By applying this linear optical protocol repeatedly, we can “breed” Schrödinger cat states of arbitrarily high amplitude. A remarkable practical advantage of this technique is that it requires neither null single-photon detection nor photon-number discrimination. It does, however, require a high degree of mode matching among the interfering optical channels; otherwise, the fidelity will rapidly decrease ([Rohde and Lund, 2007](#)).

Another interesting approach to generating larger cat states has been developed ([Sasaki et al., 2008](#)) and experimentally tested ([Takahashi et al., 2008](#)) recently. Two photons have been subtracted in an indistinguishable way from the signal and ancillary modes, both initially prepared in the squeezed vacuum state. If the initial squeezing in the ancillary mode is small (but nonzero), the resulting state in the main mode resembles the even Schrödinger cat state of a relatively large amplitude.

In the experiment ([Takahashi et al., 2008](#)), a continuous-wave, degenerate optical parametric amplifier was used as a squeezed vacuum source. The roles of the main and ancilla modes were played, respectively, by the sum and difference of two temporal modes (57) associated with detection of photons at two distinct moments in time. By postselecting on detection events separated by different time periods, the degree of squeezing in the ancilla mode could be varied, and thus the amplitude of the resulting state. In this way, even cat states with amplitudes up to  $\alpha^2 \approx 2.6$  have been prepared and reconstructed with good fidelity.

## 2. Generating “Schrödinger cats” from Fock states

An alternative way of generating optical cat states was recently proposed and implemented by [Ourjoumteev et al. \(2007\)](#). This technique employs Fock states, rather than the squeezed state, as the primary resource. The procedure is remarkably simple: an  $n$ -photon number state is split on a symmetric beam splitter, and one of the output channels is subjected to homodyne detection. Conditioned on this measurement producing approximately zero, the other beam splitter output mode will contain an approximation of the squeezed Schrödinger cat of amplitude  $\alpha \approx \sqrt{n}$  [Fig. 15(a)].

To gain some insight into this method, we assume that the quadrature measured by the preparation homodyne detector is the momentum  $P$ . The wave function of the initial Fock state is given by

$$\psi_n(P) = \langle n|P\rangle = H_n(P) \exp(-P^2/2). \quad (69)$$

In writing the above equation, we used Eq. (26), neglected normalization factors, and remembered that the Fock state is phase independent (i.e., its wave function is the same for all quadratures). “Splitting” the state  $|n\rangle$  means entangling it with the vacuum, which has the wave function  $\psi_0(P_0) = \exp(-P_0^2/2)$ , via transformation  $P \rightarrow (P-P_0)/\sqrt{2}$ ,  $P_0 \rightarrow (P+P_0)/\sqrt{2}$ . Accordingly, the two-

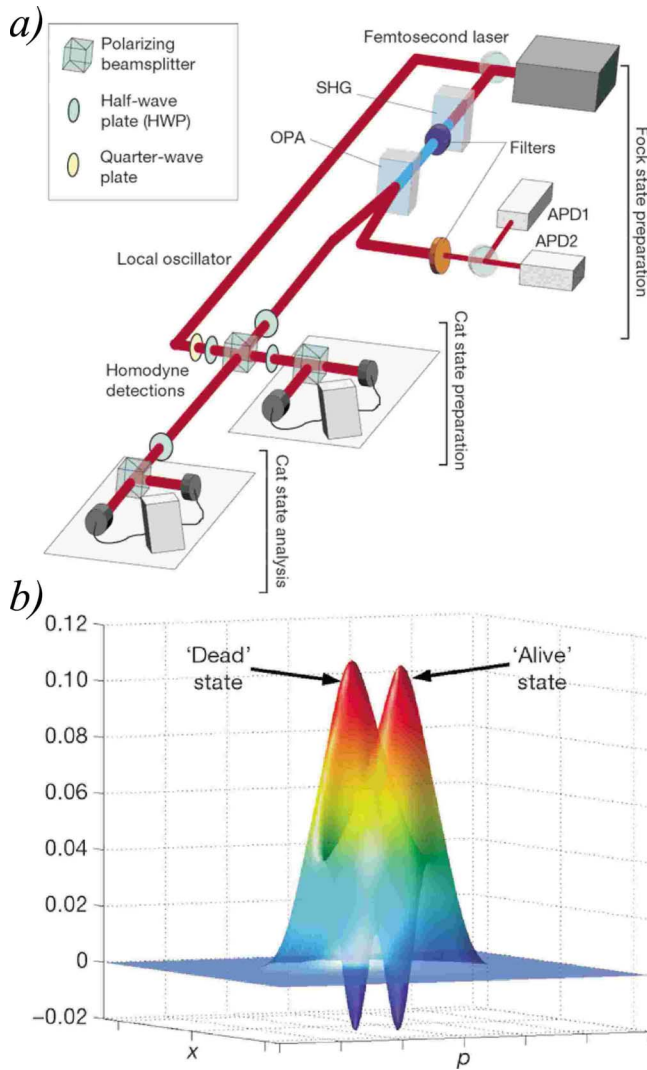


FIG. 15. (Color online) Conditional preparation of the Schrödinger cat state from photon number states. (a) A scheme of the experiment. (b) The experimental Wigner function. From [Ourjoutsev et al., 2007](#).

mode wave function of the beam splitter output is given by

$$\begin{aligned} \tilde{\phi}(P, P_0) &= \psi_n\left(\frac{P - P_0}{\sqrt{2}}\right) \psi_0\left(\frac{P + P_0}{\sqrt{2}}\right) \\ &= H_n\left(\frac{P - P_0}{\sqrt{2}}\right) \exp\left(-\frac{P^2 + P_0^2}{2}\right). \end{aligned} \quad (70)$$

Detecting the momentum quadrature value  $P_0=0$  in one of the modes has an effect similar to that discussed in Sec. V.C.3: it “remotely” prepares the other mode in the state with wave function  $\tilde{\phi}_{\text{cond}}(P) = H_n((P - P_0)/\sqrt{2})e^{-P^2/2}$ .

This state is easier to analyze in the position quadrature representation. Making a Fourier transform of  $\tilde{\phi}_{\text{cond}}(P)$ , we find

$$\phi_{\text{cond}}(Q) = Q^n e^{-Q^2/2}. \quad (71)$$

This function has two peaks at  $Q = \pm\sqrt{n}$  and vanishes at  $Q=0$  and  $Q = \pm\infty$ . The wave function of the coherent state  $|\alpha\rangle$ , on the other hand, has a single maximum at  $\alpha\sqrt{2}$ . Thus the wave function  $\phi_{\text{cat}(\alpha)}(Q)$  of the even Schrödinger cat momentum squeezed by a factor  $S$  has two peaks located at  $Q = \pm S\alpha\sqrt{2}$ . Good matching between  $\phi_{\text{cond}}(Q)$  and  $\phi_{\text{cat}(\alpha)}(Q)$  obtains when their peaks have the same position and the same width, which happens when  $\alpha = \sqrt{n}$ ,  $S = 1/\sqrt{2}$ . Amazingly, the fidelity of this matching increases with  $n$ , reaching the value of 99% already at  $n=3$ .

Experimental implementation of this protocol with  $n=2$  is almost identical to tomography of the two-photon Fock state ([Ourjoutsev, Tualle-Brouri, and Grangier, 2006](#)), except that two homodyne detectors are required. Reconstruction of the output state bears a close resemblance to the squeezed Schrödinger cat [Fig. 15(b)], with differences mainly caused by technical limitations, which are similar to those in previous experiments by this group.

## E. Photon-added states

Photon-added states ([Agarwal and Tara, 1991](#)) are generated when the photon creation operator acts on an arbitrary state  $|\psi\rangle$  of light:  $|\psi, m\rangle = (\hat{a}^\dagger)^m |\psi\rangle$ . These states are nonclassical due to a vanishing probability of finding  $n < m$  photons ([Lee, 1995](#)). Recently, two important photon-added states were experimentally generated and characterized via OHT.

### 1. Single-photon-added coherent states

These states are of interest because, in the limit of large  $\alpha$ , they approximate highly classical coherent states  $|\alpha\rangle$  while for  $\alpha \rightarrow 0$  they become highly nonclassical Fock states  $|m\rangle$ . Therefore, photon-added coherent states can be interpreted as a link between the particle and wave aspect of the electromagnetic field.

Experimentally, photon addition can be implemented using a procedure opposite to photon subtraction described in the previous section. Instead of passing through a beam splitter, the target state is transmitted through a signal channel of a parametric down-conversion setup [Fig. 16(a)]. If a photon pair is generated in the down-converter, a photon is added to the target state. This event, which is heralded by a single photon emerging in the trigger channel, can be followed by an OHT measurement of the signal ensemble.

This scheme was first implemented by [Zavatta et al. \(2004a, 2005\)](#) and [Zavatta, Viciani, and Bellini \(2006\)](#). Thanks to high-bandwidth time-domain homodyne detection ([Zavatta et al., 2002](#)), no pulse picking was necessary so the setup could be made highly compact and phase stable. Figure 16(b) demonstrates how increasing amplitude of the input coherent state results in gradual transition from the Fock state to an approximation of a

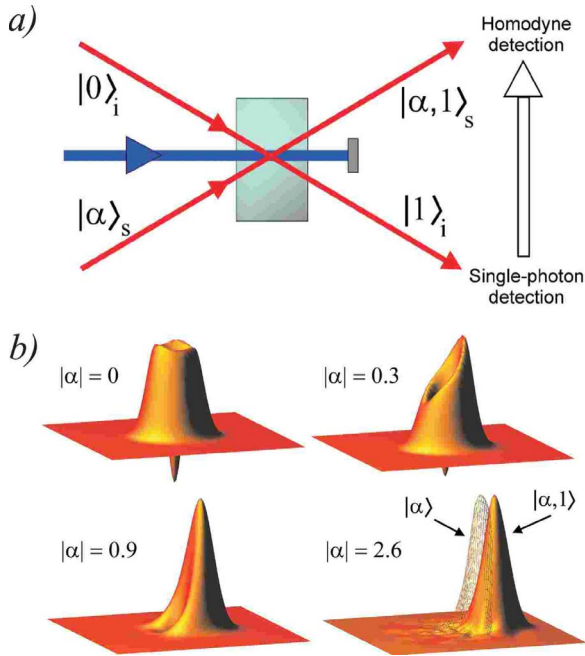


FIG. 16. (Color online) The single-photon-added coherent state. (a) Scheme of the experiment. (b) With increasing  $\alpha$ , the Wigner function of the reconstructed single-photon-added coherent state gradually evolves from a highly nonclassical to a highly classical shape. For  $|\alpha|=2.6$ , the Wigner function of the unexcited seed coherent state is also shown. From [Zavatta \*et al.\*, 2004a](#).

coherent state. An interesting feature observed in single-photon-added coherent states of moderate amplitudes is quadrature squeezing (up to 15%) associated with certain phases.

## 2. Single-photon-added thermal states

The thermal state is a phase-symmetric ensemble with Bose-Einstein photon-number statistics. By itself, it is a classical state, but shows a high degree of nonclassicality when acted upon by the photon creation operator. This was shown experimentally by [Zavatta \*et al.\* \(2007\)](#). The thermal state was simulated by sending a coherent laser beam through a rotating ground glass disk and collecting a fraction of the scattered light with a single-mode fiber. It was then subjected to photon addition as described above, and subsequently to homodyne tomography. The measured state was verified to be highly nonclassical according to several criteria.

In a related work, [Parigi \*et al.\* \(2007\)](#) applied a sequence of photon addition and subtraction operators to the thermal state. They found, contrary to classical intuition, but in full agreement with quantum physics, that the effects of these operators do not cancel each other, and, furthermore, depend on the sequence in which they are applied. This provides direct evidence of noncommutativity of these operators, which is one of the cardinal concepts of quantum mechanics.

## VI. SPATIAL QUANTUM-STATE TOMOGRAPHY

### A. Spatial mode of the one-photon field

As discussed, homodyne tomography typically is used to measure the quantum state of light occupying a single selected optical mode, which is defined by the local oscillator pulse. If our goal is to characterize the field state in multiple modes, homodyne tomography becomes increasingly difficult.

There is a special multimode situation, on the other hand, that is amenable to full characterization: If it is known *a priori* that only one photon (elementary excitation) of the field exists in a certain space-time volume, it is sensible to ask what is the temporal-spatial wavepacket mode that describes this photon. This task is close to that of finding the *wave function* of the photon treated as a massless particle. This notion is known to be controversial [see [Smith and Raymer \(2007\)](#) for a review]. However, if one restricts attention to the photon's transverse degrees of freedom in the paraxial approximation, the subtleties that arise can be circumvented.

Assuming a constant polarization, a single-photon state of the quantized field can be represented by a superposition [cf. Eq. (11)],<sup>14</sup>

$$|1_{\vec{a}}\rangle = \hat{a}^\dagger |\text{vac}\rangle = \int d^3k C(\vec{k}) \hat{b}_{\vec{k}}^\dagger |\text{vac}\rangle = \int d^3k C(\vec{k}) |1_{\vec{k}}\rangle, \quad (72)$$

where

$$|1_{\vec{k}}\rangle \equiv |1_{\vec{k}}\rangle \otimes \prod_{\vec{k}' \neq \vec{k}} |\text{vac}_{\vec{k}'}\rangle \quad (73)$$

is a one-photon state occupying a plane-wave mode with definite momentum  $\vec{p} = \hbar\vec{k}$ . The function  $C(\vec{k})$  defines the spatial mode of the photon in the momentum representation. In the position representation for free-space propagation, the matrix element

$$\begin{aligned} \vec{E}(\vec{r}, t) &= \langle \text{vac} | \hat{E}^{(+)}(\vec{r}, t) | 1_{\vec{a}} \rangle \\ &= i\vec{\epsilon} \int d^3k \sqrt{\frac{\hbar\omega_{\vec{k}}}{(2\pi)^3\epsilon_0}} C(\vec{k}) \exp(i\vec{k} \cdot \vec{r} - i\omega_{\vec{k}}t), \end{aligned} \quad (74)$$

where the operator  $\hat{E}^{(+)}(\vec{r}, t)$  has been introduced in Eq. (7), defines the spatial distribution of the photon's field. The goal of spatial QST is to reconstruct the state by determining the function  $\vec{E}(\vec{r}, t)$ .

Suppose a photon is created with a narrowly defined frequency  $\omega_0$  and is propagating along the  $z$  axis with wave number  $k_0 = \omega_0/c$ . In the paraxial approximation,  $k_z \gg k_x, k_y$  and

<sup>14</sup>In the opposite case that one ignores the transverse spatial degrees of freedom, a method for determining the temporal-spectral state of single photons has been proposed ([Rohde, 2006](#)).

$$k_z = \sqrt{k_0^2 - k_x^2 - k_y^2} \approx k_0 - \frac{k_x^2}{2k_0} - \frac{k_y^2}{2k_0}, \quad (75)$$

so we can rewrite Eq. (74) as

$$\vec{E}(\vec{r}, t) = i\vec{\epsilon} \sqrt{\frac{\hbar\omega(k)}{2\epsilon_0}} \exp[-i(\omega_0 t - k_0 z)] u(\vec{r}), \quad (76)$$

in which we define the spatial mode [with  $\vec{x} \equiv (x, y)$ ,  $\vec{k}_x \equiv (k_x, k_y)$ ]

$$u(\vec{r}) = u(\vec{x}, z) \equiv \int C(\vec{k}_x) \exp\left[i\vec{k}_x \cdot \vec{x} - i\frac{\vec{k}_x^2}{2k_0} z\right] d^2 k_x. \quad (77)$$

We compare the above expression with the Schrödinger evolution of a free particle of mass  $m$  in two dimensions, initially in a superposition  $|\psi(0)\rangle = \int d\vec{k}_x C(\vec{k}_x) |k_x\rangle$ ,

$$\psi(\vec{x}, t) \equiv \int C(\vec{k}_x) \exp\left[i\vec{k}_x \cdot \vec{x} - i\hbar\frac{\vec{k}_x^2}{2m} t\right] d^2 k_x, \quad (78)$$

where  $m$  is the mass of the particle. Equations (77) and (78) become equivalent if one sets  $z = ct$  and  $m = \hbar k_0/c$ .

We can utilize this equivalence by applying the program set forth in Eqs. (1)–(4) in the Introduction in order to determine the transverse wave function of a photon. We measure the beam intensity profile  $I(\vec{x}, z) = \langle |E(\vec{x}, z)|^2 \rangle$  in different planes along the beam propagation direction. The transverse degrees of freedom of the wave evolve during propagation, allowing inversion of measured intensity (probability) distributions using the propagator (3), which now takes the form

$$G(\vec{x}', \vec{x}; t) \propto \exp\left(\frac{ik_0|\vec{x} - \vec{x}'|^2}{2z}\right), \quad (79)$$

to determine the transverse wave function  $u(\vec{x}, z)$  of the photon.

If the transverse state of the photon is not pure, it is defined by the density matrix

$$\rho(\vec{x}_1, \vec{x}_2) = \langle E(\vec{x}_1) E^*(\vec{x}_2) \rangle, \quad (80)$$

with the angle brackets implying an ensemble average over all statistical realizations of the photon wave function. Here we notice that the above definition is completely analogous to that of the classical field correlation function determining the degree of its spatiotemporal coherence.<sup>15</sup> Therefore, the tomography procedure we have developed for single photons is also applicable to classical fields, making them a useful “testing ground” for single-photon QST procedures.

<sup>15</sup>In Sec. IV.B, we discussed the identity between the mode of the conditionally prepared photon and the classical difference-frequency signal generated by the advanced wave. This identity is expressed in terms of definition (80) valid for both single photons and classical fields.

One can also introduce the transverse, two-dimensional spatial Wigner distribution at a particular plane in the fashion analogous to Eq. (16),

$$W(\vec{x}, \vec{k}_x) = \frac{1}{4\pi^2} \int \rho\left(\vec{x} + \frac{1}{2}\vec{\xi}, \vec{x} - \frac{1}{2}\vec{\xi}\right) e^{-i\vec{k}_x \cdot \vec{\xi}} d\xi^2, \quad (81)$$

where  $\vec{k}_x$  is the transverse-spatial wave-vector component. The transverse Wigner function is reconstructed from a set of beam intensity profiles using the inverse Radon transform. Such a phase-space-tomography scheme was proposed by Raymer *et al.* (1994) for quantum or classical waves and implemented for the transverse spatial mode of a “classical” (coherent-state) light beam by McAlister *et al.* (1995).

## B. Noninterferometric reconstruction

The noninterferometric method just described is best performed with an array detector to image the probability distributions at different propagation distances.<sup>16</sup> In addition, for a reliable reconstruction, it is necessary to ensure that the beam waist (its region of minimum spatial extent) occurs well within the measured zone. If this is not the case, then only partial state reconstruction is possible. In the case of a limited scan, the density matrix in momentum representation can be measured everywhere except for a band around the diagonal, whose width decreases as a larger range of longitudinal distances (time of flight) is measured (Raymer, 1997b). This was the case in a demonstration of transverse spatial QST of an ensemble of helium atoms (Janicke and Wilkens, 1995; Kurtziefer *et al.*, 1997).

Using lenses (for light or for atoms), the waist region can be brought into range for imaging, thus ensuring a reliable reconstruction (Raymer *et al.*, 1994; McAlister *et al.*, 1995). Suppose a beam propagates through a lens at  $z = d$ , with focal length  $f$ , to a detection plane at  $z = D$ . The Maxwell-field propagator (79), in paraxial approximation, takes the form

$$G(\vec{x}', \vec{x}; t) = C \exp\left[ih(\vec{x}') + ik_0\left(\frac{\vec{x} \cdot \vec{x}'}{L} - \frac{|\vec{x}|^2}{2R_C}\right)\right], \quad (82)$$

where  $L = (D - d)(1 + d/R_0)$ ,  $R_C = R_0 + d$ , and  $R_0^{-1} = (D - d)^{-1} - f^{-1}$ . Here  $C$  is a constant and  $h(x)$  is an unimportant phase function.

The first measurements of this type were carried out for macroscopic (“classical”) fields from a laser (McAlister *et al.*, 1995). Figures 17 and 18 show the setup and the reconstructed data in the object plane, for the case of a two-peaked field distribution created by reflecting the signal beam from a two-sided reflecting glass plate. The field correlation function  $\langle E(x_1) E^*(x_2) \rangle$  (which in this case should not be interpreted as a quantum density matrix) was reconstructed using the method in Raymer

<sup>16</sup>Scanning a single detector would be prohibitive.

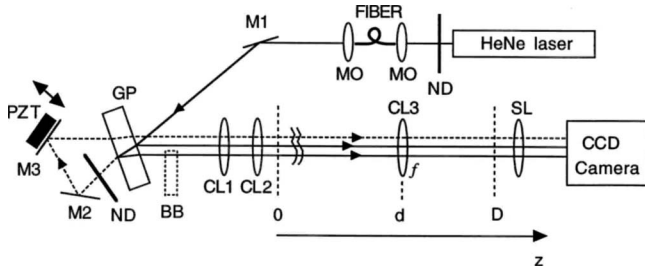


FIG. 17. Spatial tomography of the classical laser mode. Reflecting glass plate (GP) and cylindrical lenses (CL1,CL2) create a one-dimensional field with two amplitude peaks in the  $z=0$  plane. Cylindrical lens CL3 (oriented  $90^\circ$  from CL1 and CL2) is varied in position, and intensity profiles in the  $z=D$  plane are imaged and recorded using spherical lens (SL) and the camera. Profiles are measured for 32 combinations of distances  $d$  and  $D$ . The piezoelectric transducer (PZT) introduces partial coherence between the two peaks. From [McAlister et al., 1995](#).

[et al. \(1994\)](#)—the inverse Radon transform of intensity distributions measured for different lens and detector position combinations.

For the data in Fig. 18(a), the neutral-density (ND) filter was replaced by a beam block, so two coherent beams comprised the signal. Four lobes are seen in the reconstructed field correlation function. Figure 18(c) shows the reconstructed field and the phase profile. For the data in Fig. 18(b), the beam block (BB) was inserted

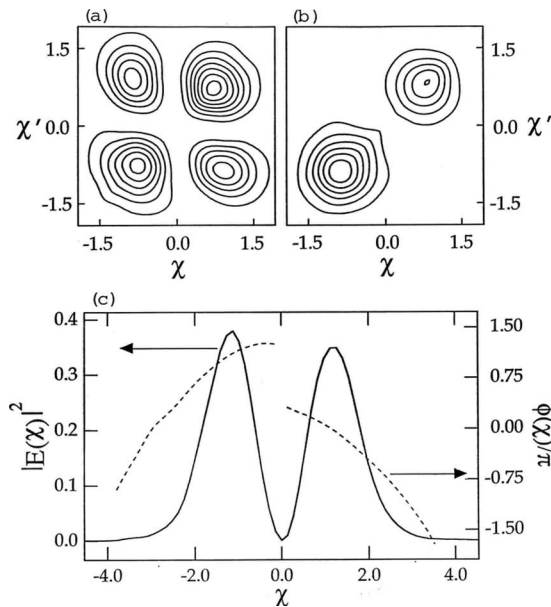


FIG. 18. Spatial tomography results for the classical laser mode. Equal-separation contours showing the magnitude squared of the reconstructed field correlation function  $\rho(\chi, \chi')$ , for (a) the fully coherent field and (b) the partially coherent field. (c) The intensity profile (solid curve) and phase profile (dashed curve) of the reconstructed complex-wave field obtained in the fully coherent case. Axes are scaled transverse position  $\chi \equiv x/x_0$ , where  $x_0$  is a characteristic length. From [McAlister et al., 1995](#).

in the lower beam (as shown) and the second beam component was created by reflection from a mirror M3 mounted on a translator driven by a random voltage, so two mutually incoherent beams comprised the signal. In this case, the off-diagonal lobes are missing in the reconstructed field correlation function, as expected. This experiment verified the method of phase-space tomography for reconstructing spatial field correlations at the macroscopic level. [Hansen \(2000\)](#) applied a similar technique to reconstruct the optical mode emerging from a two-slit interferometer and obtained a Wigner function with negative values, similar to that of [Kurtsiefer et al. \(1997\)](#). The method has been applied to study light scattering from complex fluids ([Anhut et al., 2003](#)).

Other methods for classical wave-front reconstruction have since been developed ([Iaconis and Walmsley, 1996](#); [Lee et al., 1999](#); [Cheng et al., 2000](#)) and applied ([Cheng and Raymer, 1999](#); [Lee and Thomas, 2002](#); [Reil and Thomas, 2005](#)). A method has been elaborated for characterizing single-photon states in terms of a discrete spatial basis ([Sasada and Okamoto, 2003](#); [Langford et al., 2004](#)) and a proposal has been made for generalizing this to arbitrary beams ([Dragoman, 2004](#)).

### C. Interferometric reconstruction by wave-front inversion

An interferometric technique for continuous-spatial-variable characterization of single-photon fields was proposed by [Mukamel et al. \(2003\)](#), and recently implemented by [Smith et al. \(2005\)](#). The method uses a parity-inverting Sagnac interferometer to measure the expectation value of the two-dimensional parity operator  $\hat{\Pi}$ ,<sup>17</sup> which as first shown by [Royer \(1977\)](#) is proportional to the Wigner distribution at the phase-space origin,

$$W(0,0) = \frac{1}{\pi} \text{Tr}[\hat{\rho} \hat{\Pi}]. \quad (83)$$

The Wigner function at an arbitrary phase-space point can be determined by measuring the parity expectation value of the mode after the latter is displaced in the phase space in a manner similar to that proposed by [Banaszek \(1999\)](#) and discussed in Sec. III.B.5 for Wigner functions in the field quadrature space,

$$W(\vec{x}, \vec{k}_x) = \frac{1}{\pi} \text{Tr}[\hat{D}^{-1}(\vec{x}, \vec{k}_x) \hat{\rho} \hat{D}(\vec{x}, \vec{k}_x) \hat{\Pi}]. \quad (84)$$

Experimentally, the displacement  $\hat{D}$  is implemented by physically shifting the mode location by  $\vec{x}$  and tilting its propagation direction by  $\vec{k}_x$  (see Fig. 19).

The mode parity is measured as follows. One decomposes the signal field into a sum of even and odd terms,  $E(\vec{x}) = E_e(\vec{x}) + E_o(\vec{x})$ . Then the Wigner distribution (84) evaluates to

<sup>17</sup>The parity operator's eigenstates are those with even and odd wave functions, which correspond, respectively, to eigenvalues 1 and  $-1$ .

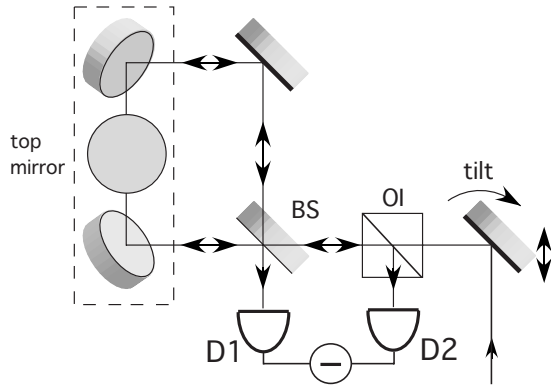


FIG. 19. Top view of all-reflecting Sagnac interferometer. All mirrors are planar, including the beam splitter (BS). The beam travels out of plane to reach the center mirror in the top-mirror configuration (surrounded by dashed lines), which is above the plane of the others. The displacement and tilt of the external steering mirror select the phase-space point at which the Wigner distribution is measured. Signals from photon-counting detectors D1 and D2 are subtracted. OI is an optical isolator for directing the reflected signal to D2.

$$W(\vec{x}, \vec{k}_x) = \frac{1}{\pi} \int [ \langle |E_e(\vec{x}')|^2 \rangle - \langle |E_o(\vec{x}')|^2 \rangle ]_{\vec{x}, \vec{k}_x} d^2x', \quad (85)$$

the terms in angular brackets the experimentally measurable mean intensities or photon count rates for a given shift and tilt  $(\vec{x}, \vec{k}_x)$ . This measurement is achieved by means of a dove-prism (Mukamel *et al.*, 2003) or an all-reflecting (Smith *et al.*, 2005) Sagnac interferometer as shown in Fig. 19. The beam is split at beam splitter (BS), after which the two beams travel in different directions around the Sagnac loop. Each beam travels out of plane to reach the center mirror in the top-mirror configuration, which has the effect of rotating the wave fronts by  $\pm 90^\circ$ , depending on direction, in the  $x$ - $y$  plane. The net result is the interference of the original field with its (two-dimensional) parity-inverted image. Any odd-parity beam  $[E(-x, -y) = -E(x, y)]$  passes through to detector D1, while any even-parity beam  $[E(-x, -y) = E(x, y)]$  reflects back toward the source, and is detected by D2. By subtracting the average count rates integrated over detector faces large enough to capture all signal light, one measures the Wigner distribution at a point in phase space, according to Eq. (85). One can also use only one detector, in which case the average counting rate, as a function of  $x$  and  $k_x$ , is proportional to the Wigner distribution plus a constant, which must be subtracted.

In order to apply this technique in the photon-counting regime, one would like to use high quantum-efficiency avalanche photodiodes (APDs) operating in Geiger mode. Unfortunately, these typically have a very small detector area (0.1 mm diameter), making them unsuitable for detecting beams with large intrinsic divergence. The experiment by Smith *et al.* (2005) used a single large-area photon-counting detector D1. The de-

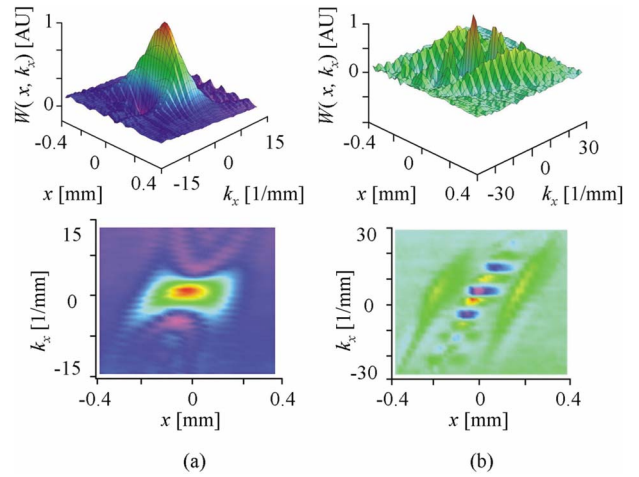


FIG. 20. (Color online) Measured Wigner functions for a slightly diverging beam passed through a single slit (left column) or double slit (right column). Each shows a shear associated with beam divergence. In both cases, the interference fringes oscillate positive and negative, as expected for a non-classical momentum state. In the case of two slits, the fringes can be understood as resulting from a superposition (Schrödinger-cat-like) state of two well-separated components. From Smith *et al.*, 2005.

tor was a photomultiplier tube with a 5 mm diameter, 11% efficient at wavelength 633 nm.

Figure 20 shows results obtained for an expanded laser beam after passing through a single- or double-slit aperture placed in the beam just before the steering mirror. The beam was attenuated so that only a single photon was typically present at any given time. Again, these results are similar to those obtained by Kurtziefer *et al.* (1997) for a beam of helium atoms. Note that although the Wigner functions shown in Fig. 20 are the “Wigner functions of the single-photon Fock state,” they represent quantum objects fundamentally different from that plotted in Fig. 10. The latter describes the quantum state of a specific electromagnetic oscillator while the former describes a set of electromagnetic oscillators in an entangled state sharing a single (collective) excitation.

The ability to measure quantum states or wave functions for ensembles of single-photon states can be generalized to two-photon states. As pointed out by Mukamel *et al.* (2003) and Smith *et al.* (2005), if a photon pair in a position-entangled state  $\hat{\rho}_{AB}$  can be separated, then each can be sent into a separate Sagnac interferometer, and subsequently detected. The rate of coincidence counts is proportional to a sum of terms, one of which is the two-photon Wigner distribution,

$$W(\vec{x}_A, \vec{k}_{x_A}, \vec{x}_B, \vec{k}_{x_B}) = \frac{1}{\pi^2} \text{Tr}[D^{-1} \hat{\rho}_{AB} D \hat{\Pi}_A \hat{\Pi}_B] \quad (86)$$

[where  $D \equiv D(\vec{x}_A, \vec{k}_{x_A}, \vec{x}_B, \vec{k}_{x_B})$ ], which can be extracted from the counting data.

If the state is pure, this Wigner function can be transformed into the two-photon wave function, defined by (Smith and Raymer, 2007)<sup>18</sup>

$$\Psi(x_A, x_B) = \langle \text{vac} | \hat{E}^{(+)}(x_A) \hat{E}^{(+)}(x_B) | \Psi_{AB} \rangle. \quad (87)$$

Measuring the two-photon wave function would provide a complete characterization of position-entangled states, which are of interest in the context of Einstein-Podolsky-Rosen correlations or Bell's inequalities with photon position and momentum variables (Howell *et al.*, 2004; Yarnall *et al.*, 2007).

## VII. SUMMARY AND OUTLOOK

Prior to the beginning of the present century, quantum physics of light has been developing along two parallel avenues: discrete- and continuous-variable quantum optics. The continuous-variable community dealt primarily with the wave aspect of the electromagnetic field, studying quantum field noise, squeezing, and quadrature entanglement. Homodyne detection was the primary tool for field characterization. The discrete-variable side of quantum optics concentrated on the particle aspect of light: single photons, dual-rail qubits, and polarization entangled states. These objects were usually measured with single-photon detectors.

These two aspects of quantum optics had little overlap with each other in terms of methodology, but experienced significant mutual influence. Novel results in the discrete-variable domain, such as demonstration of entanglement, quantum tomography, quantum teleportation, etc., were frequently followed by their continuous-variable analogs and vice versa.

Theoretically, the difference between these two domains boils down to the choice of the basis in which states of an optical oscillator are represented: either quadrature or energy eigenstates. From the experimental point of view, parametric down-conversion, the workhorse of quantum optical state production, can operate in either the weak or strong pumping modes. In the first case, we obtain discrete photon pairs and in the second, squeezing, or quadrature entanglement.

The division of quantum optics is thus caused not by fundamental but by pragmatic reasons. It is just that, until recently, our technology allowed us to generate only two classes of quantum states, giving us access to two small islands in the vast ocean of the optical Hilbert space.

Developments of the past decade allowed us to overcome this separation. By applying a traditionally continuous-variable quantum characterization method (homodyne tomography) to discrete-variable quantum states (photons and qubits), researchers have constructed the bridge between the two islands, and then

extended it by engineering and characterizing quantum states that belong to neither domain—such as displaced and photon-added states, squeezed Fock states, and Schrödinger cats.

In this review, we covered technological developments that led quantum optics to this breakthrough, placing a particular emphasis on continuous-wave tomography. We discussed new state-reconstruction algorithms, the technology of time-domain homodyne detection, preparation of high-purity photons and qubits, and methods of quantum-state engineering. We also reviewed methods of characterizing the spatial modal structure of a quantum optical state.

Extrapolating the recent years' results into the future, we can isolate certain open problems and future directions along which the field can be expected to develop.

*Reliable state-reconstruction algorithms.* We have focused on maximum-likelihood estimation (MaxLik) because it is straightforward to implement and offers improvements over the inverse-linear-transform techniques such as inverse Radon. However, MaxLik is probably not the last word in QST algorithms. It can underperform if only a small amount of data is available. In some cases this technique can yield zero probabilities for certain state components, which are not justified (Blume-Kohout, 2006). We predict that future reconstruction algorithms will combine maximum-likelihood with maximum-entropy and Bayesian methods (Fuchs and Schack, 2004). One attempt at such integration has already been reported (Řeháček and Hradil, 2004).

Within MaxLik itself, particularly in application to OHT, there are a number of open questions. To what extent does a bias in the tomography scheme (nonunity sum of the POVM elements, see Sec. III.B.5) influence the reliability of state reconstruction? What is the optimal point for truncating the Hilbert space that would allow sufficiently complete but noise-free reconstruction? Does there exist a simple and reliable method for evaluating errors in quantum-state estimation?

*Faster, low-noise homodyne detectors.* As discussed in Sec. IV.A, there is a compromise between the bandwidth of the homodyne detector and its signal-to-noise ratio. Detectors with higher bandwidths can accommodate higher laser repetition rates, permitting acquisition of larger data sets and eventually analysis of more complex states of light. Future study in this area is well deserved, also given applications of faster homodyne detectors in continuous-variable quantum cryptography, with a promise of significant secret key transfer rate enhancement.

*Applications of OHT in discrete quantum-information processing.* Most of the optical protocols tested so far employed dual-rail qubits as quantum-information carriers (Kok *et al.*, 2007). Accordingly, photon counting has been the method of choice for state measurement. As discussed in the Introduction, homodyne tomography provides much more complete information about a state of light (and thus performance of a quantum gate), but it is not yet commonly employed due to the relative complexity of its implementation. A goal for future research

<sup>18</sup>A related quantity, the two-photon coincidence-detection amplitude, has been discussed by Keller and Rubin (1997), Scully and Zubairy (1997), Nogueira *et al.* (2002), and Walborn *et al.* (2004).

would be to simplify basic elements of homodyne detection—mode matching, local oscillator phase variation, and data acquisition—to an extent that would make OHT not much more complicated than photon counting. Homodyne tomography should then be applied for characterizing complex discrete-variable quantum states and protocols. Perhaps one of the first steps would be characterization of an entangled state of two dual-rail qubits—akin to that in James *et al.* (2001), but using OHT. An example of work in this direction is QST of optical-mode polarization states, proposed in Raymer *et al.* (1998) and implemented in Marquardt *et al.* (2007).

Another important QI-related application is testing protocols on interfacing quantum information between light and stationary media. Examples are the experiments of Julsgaard *et al.* (2004) and Appel *et al.* (2008), which utilized homodyne tomography to study quantum memory for light. Homodyne measurements on light transmitted through an atomic ensemble permit tomographic reconstruction of its collective spin state (Fenholtz *et al.*, 2008), which is useful, for example, for characterizing quantum information transfer between light and atoms (Sherson *et al.*, 2006).

*Continuous-variable process tomography.* While measuring superoperators associated with a certain quantum process has been investigated with discrete variables, the progress in the continuous-variable domain has been very slow. This seems to be an important open problem, whose solution holds a promise to provide much more complete data about quantum processes than current methods.

One scheme for QPT in the continuous-variable domain has recently been reported (Lobino *et al.*, 2008). The idea is based on expanding the process input state into the basis of coherent states. Although this decomposition, known as the  $P$  function (Glauber, 1963; Sudarshan, 1963), may be highly singular, it can be arbitrarily closely approximated with a regular  $P$  function (Klauder, 1966). Therefore, complete characterization of any quantum-optical process may be possible by studying its effect on a set of coherent states.

*Quantum-state engineering*, i.e., synthesis of arbitrary quantum states of light using nonclassical primitives (squeezed or Fock states), linear optics, and conditional measurements. There exist a number of proposals for tackling this objective (reviewed in detail by Dell’Anno *et al.*, 2006), for example, using coherent displacements and photon subtraction operations (Dakna *et al.*, 1999a, 1999b; Fiurášek *et al.*, 2005), repeated parametric down-conversion (Clausen *et al.*, 2001), and continuous-variable postselection (Lance *et al.*, 2006). To date, we have mastered quantum-state engineering at the single-photon level: we can create any linear combination of the vacuum and single-photon Fock state. The next step is to bring this to the two-photon level. This can be done, for example, by applying modified photon addition operations (Sec. V.E) to single-rail qubits.

Quantum optical engineering, as well as any other complex manipulation of light, requires high quality of the “raw material,” i.e., initial squeezed and Fock states.

Here we can see two possibilities for progress. On the one hand, parametric down-conversion sources need to be improved to generate spectrally and spatially unentangled signal and idler photons, as well as pulsed squeezing in a single spectral mode (Wasilewski *et al.*, 2006). On the other hand, it would be great to eliminate down-conversion altogether and employ solid-state, on-demand sources (Grangier *et al.*, 2004). At present, such sources compromise between efficiency and spatiotemporal purity, and thus cannot be employed in scalable quantum-optical engineering. We hope that the situation will change in the near future. Additionally, there may exist a possibility for improving the efficiency of such sources by means of linear optics and conditional measurements (Berry *et al.*, 2006, 2007).

Fundamental tests and new quantum protocols that are not restricted by either discrete or continuous domains of quantum optics. Examples are loophole-free nonlocality tests (García-Patrón *et al.*, 2004; Nha and Carmichael, 2004) and purification of continuous-variable entanglement (Opatrny *et al.*, 2000; Browne *et al.*, 2003). All “building blocks” of these protocols have already been experimentally demonstrated, but a task to put them together in operational setups remains on the agenda.

In summary, more work is needed before we gain full control over the optical Hilbert space. It is, however, worth the effort: if we have seen so many wonders within the boundaries of the two small islands colonized so far, who can predict what surprises await us in the vast expanses of the whole ocean?

## ACKNOWLEDGMENTS

We acknowledge the numerous essential contributions of our collaborators listed in the references. The work of A.I.L. is supported by NSERC, CFI, CIAR, QuantumWorks, and AIF. The work of M.G.R. was supported by NSF. We thank Gina Howard and J. Travis Brannan for assistance in preparing the manuscript.

## REFERENCES

- Aichele, T., A. I. Lvovsky, and S. Schiller, 2002, *Eur. Phys. J. D* **18**, 237.
- Agarwal, G. S., and K. Tara, 1991, *Phys. Rev. A* **43**, 492.
- Altepeter, J. B., D. Branning, E. Jeffrey, T. C. Wei, P. G. Kwiat, R. T. Thew, J. L. O’Brien, M. A. Nielsen, and A. G. White, 2003, *Phys. Rev. Lett.* **90**, 193601.
- Altepeter J. B., D. F. V. James, and P. G. Kwiat, 2004, in *Quantum State Estimation*, edited by M. Paris and J. Řeháček, *Lecture Notes in Physics* Vol. 649 (Springer, Berlin), p. 113.
- Anhut T., B. Karamata, T. Lasser, M. G. Raymer, and L. Wenke, 2003, *Proc. SPIE* **4956**, 120.
- Appel, J., E. Figueroa, D. Korystov, M. Lobino, and A. I. Lvovsky, 2008, *Phys. Rev. Lett.* **100**, 093602.
- Appel, J., D. Hoffman, E. Figueroa, and A. I. Lvovsky, 2007, *Phys. Rev. A* **75**, 035802.
- Artiles, L., R. D. Gill, and M. I. Guță, 2005, *J. R. Stat. Soc. Ser. B (Stat. Methodol.)* **67**, 109.
- Babichev S. A., J. Appel, and A. I. Lvovsky, 2004, *Phys. Rev.*

- Lett. **92**, 193601.
- Babichev, S. A., B. Brezger, and A. I. Lvovsky, 2004, Phys. Rev. Lett. **92**, 047903.
- Babichev, S. A., J. Ries, and A. I. Lvovsky, 2003, Europhys. Lett. **64**, 1.
- Bachor, H.-A., and T. C. Ralph, 2004, *A Guide to Experiments in Quantum Optics* (Wiley-VCH, Weinheim).
- Banaszek, K., 1998a, Phys. Rev. A **57**, 5013.
- Banaszek, K., 1998b, Acta Phys. Slov. **48**, 185.
- Banaszek, K., 1999, Phys. Rev. A **59**, 4797.
- Banaszek, K., G. M. D'Ariano, M. G. A. Paris, and M. F. Sacchi, 1999, Phys. Rev. A **61**, 010304(R).
- Banaszek, K., and K. Wodkiewicz, 1999, Phys. Rev. Lett. **82**, 2009.
- Band, W., and J. L. Park, 1970, Found. Phys. **1**, 133.
- Band, W., and J. L. Park, 1971, Found. Phys. **1**, 339.
- Band, W., and J. L. Park, 1979, Am. J. Phys. **47**, 188.
- Barnett, S. M., and P. L. Knight, 1985, J. Opt. Soc. Am. B **2**, 467.
- Beck, M., D. T. Smithey, and M. G. Raymer, 1993, Phys. Rev. A **48**, R890.
- Bennett, C. H., and G. Brassard, 1984, *Proceedings of IEEE International Conference on Computers, Systems and Signal Processing, Bangalore* (IEEE, New York), p. 175.
- Bennett, C. H., G. Brassard, C. Crépeau, R. Jozsa, A. Peres, and W. K. Wootters, 1993, Phys. Rev. Lett. **70**, 1895.
- Berry, D. W., A. I. Lvovsky, and B. C. Sanders, 2006, Opt. Lett. **31**, 107.
- Berry, D. W., A. I. Lvovsky, and B. C. Sanders, 2007, J. Opt. Soc. Am. B **24**, 189.
- Bertrand, J., and P. Bertrand, 1987, Found. Phys. **17**, 397.
- Bialynicki-Birula, I., 1996, in *Progress in Optics XXXVI*, edited by E. Wolf (Elsevier, Amsterdam), p. 245.
- Blansett, E. L., M. G. Raymer, G. Cui, G. Khitrova, H. M. Gibbs, D. K. Serkland, A. A. Allerman, and K. M. Geib, 2005, IEEE J. Quantum Electron. **41**, 287.
- Blansett, E. L., M. G. Raymer, G. Khitrova, H. M. Gibbs, D. K. Serkland, A. A. Allerman, and K. M. Geib, 2001, Opt. Express **9**, 312.
- Blume-Kohout, R., 2006, e-print arXiv:quant-ph/0611080.
- Bohr, N., 1958, from *Quantum Physics and Philosophy*, reprinted in *Niels Bohr Collected Works, Foundations of Quantum Physics II*, edited by J. Kalckar (Elsevier, Amsterdam, 1996), Vol. 7.
- Bowen, W. P., R. Schnabel, P. K. Lam, and T. C. Ralph, 2004, Phys. Rev. A **69**, 012304.
- Breitenbach, G., S. Schiller, and J. Mlynek, 1997, Nature (London) **387**, 471.
- Browne, D. E., J. Eisert, S. Scheel, and M. B. Plenio, 2003, Phys. Rev. A **67**, 062320.
- Butucea, C., M. I. Guță, and L. Artiles, 2007, Ann. Stat. **35**, 465.
- Bužek, V., 2004, in *Quantum State Estimation*, edited by M. Paris and J. Reháček, Lecture Notes in Physics Vol. 649 (Springer, Berlin), p. 189.
- Bužek, V., G. Adam, and G. Drobný, 1996, Ann. Phys. (N.Y.) **245**, 37.
- Bužek, V., and G. Drobný, 2000, J. Mod. Opt. **47**, 2823.
- Bužek, V., and P. Knight, 1995, in *Progress in Optics XXXIV*, edited by E. Wolf (Elsevier, Amsterdam).
- Cheng, C.-C., and M. G. Raymer, 1999, Phys. Rev. Lett. **82**, 4807.
- Cheng, C.-C., M. G. Raymer, and H. Heier, 2000, J. Mod. Opt. **47**, 1237.
- Childs, A. M., I. L. Chuang, and D. W. Lueng, 2001, Phys. Rev. A **64**, 012314.
- Chou, C. W., H. de Riedmatten, D. Felinto, S. V. Polyakov, S. J. van Enk, and H. J. Kimble, 2005, Nature (London) **438**, 828.
- Chuang, I. L., and Nielsen, M. A., 1997, J. Mod. Opt. **44**, 2455.
- Clausen, J., H. Hansen, L. Knöll, J. Mlynek, and D.-G. Welsch, 2001, Appl. Phys. B: Lasers Opt. **72**, 43.
- Cochrane, P. T., G. J. Milburn, and W. J. Munro, 1999, Phys. Rev. A **59**, 2631.
- Cramér, H., 1946, *Mathematical Methods of Statistics* (Princeton University Press, Princeton, NJ).
- Dakna, M., T. Anhut, T. Opatrný, L. Knöll, and D.-G. Welsch, 1997, Phys. Rev. A **55**, 3184.
- Dakna, M., J. Clausen, L. Knöll, and D.-G. Welsch, 1999a, Phys. Rev. A **59**, 1658.
- Dakna, M., J. Clausen, L. Knöll, and D.-G. Welsch, 1999b, Phys. Rev. A **60**, 726.
- D'Angelo, M., A. Zavatta, V. Parigi, and M. Bellini, 2006, Phys. Rev. A **74**, 052114.
- D'Ariano, G. M., 1997, in *Quantum Optics and the Spectroscopy of Solids*, edited by T. Hakioglu and A. S. Shumovsky (Kluwer, Dordrecht), p. 139.
- D'Ariano, G. M., and P. Lo Presti, 2001, Phys. Rev. Lett. **86**, 4195.
- D'Ariano, G. M., C. Macchiavello, and M. G. A. Paris, 1994, Phys. Rev. A **50**, 4298.
- D'Ariano, G. M., M. G. A. Paris, and M. F. Sacchi, 2004, in *Quantum State Estimation*, edited by M. Paris and J. Reháček, Lecture Notes in Physics Vol. 649 (Springer, Berlin), p. 7.
- D'Ariano, G. M., M. F. Sacchi, and P. Kumar, 2000, Phys. Rev. A **61**, 013806.
- D'Ariano, G. M., and H. P. Yuen, 1996, Phys. Rev. Lett. **76**, 2832.
- D'Auria, V., S. Fornaro, A. Porzio, S. Solimeno, S. Olivares, and M. G. A. Paris, 2009, Phys. Rev. Lett. **102**, 020502.
- D'Auria, V., A. Porzio, S. Solimeno, S. Olivares, and M. G. A. Paris, 2005, J. Opt. B: Quantum Semiclassical Opt. **7**, S750.
- Dell'Anno, F., S. De Siena, and F. Illuminati, 2006, Phys. Rep. **428**, 53.
- De Martini, F., A. Mazzei, M. Ricci, and G. M. D'Adriano, 2003, Phys. Rev. A **67**, 062307.
- Dempster, A. P., Laird, N. M., and D. B. Rubin, 1977, J. R. Stat. Soc. Ser. B (Methodol.) **39**, 1.
- Dorrer, C., D. C. Kilper, H. R. Stuart, G. Raybon, and M. G. Raymer, 2003, IEEE Photonics Technol. Lett. **15**, 1746.
- Dragoman, D., 2004, Appl. Opt. **43**, 4208.
- Duan, L.-M., G. Giedke, J. I. Cirac, and P. Zoller, 2000, Phys. Rev. Lett. **84**, 2722.
- Dunn, T. J., I. A. Walmsley, and S. Mukamel, 1995, Phys. Rev. Lett. **74**, 884.
- Einstein, A., B. Podolsky, and N. Rosen, 1935, Phys. Rev. **47**, 777.
- Fano U., 1957, Rev. Mod. Phys. **29**, 74.
- Fernholz, T., H. Krauter, K. Jensen, J. F. Sherson, A. S. Sørensen, and E. S. Polzik, 2008, Phys. Rev. Lett. **101**, 073601.
- Fiurášek, J., R. García-Patrón, and N. J. Cerf, 2005, Phys. Rev. A **72**, 033822.
- Fuchs C. A., 2002, in *Quantum Theory: Reconstruction of Foundations*, edited by A. Yu. Khrenikov (Växjö University Press, Växjö), p. 467.

- Fuchs, C. A., and R. Schack, 2004, in *Quantum State Estimation*, edited by M. Paris and J. Reháček, Lecture Notes in Physics Vol. 649 (Springer, Berlin), p. 147.
- Funk, A., 2004, Ph.D. thesis, University of Oregon.
- Furusawa, A., J. L. Sorensen, S. L. Braunstein, C. A. Fuchs, H. J. Kimble, and E. S. Polzik, 1998, *Science* **282**, 706.
- García-Patrón, R., J. Fiurášek, N. J. Cerf, J. Wenger, R. Tualle-Brouri, and P. Grangier, 2004, *Phys. Rev. Lett.* **93**, 130409.
- Gerchberg, R. W., and W. O. Saxton, 1972, *Optik (Stuttgart)* **35**, 237.
- Gerry, C., and P. Knight, 2005, *Introductory Quantum Optics* (Cambridge University Press, Cambridge).
- Glauber, R. J., 1963, *Phys. Rev. Lett.* **10**, 84.
- Grangier, P., G. Roger, and A. Aspect, 1986, *Europhys. Lett.* **1**, 173.
- Grangier, P., B. C. Sanders, and J. Vučković, 2004, Eds., *New J. Phys.* **6**, Focus Issue on Single Photons on Demand.
- Greenberger, D. M., M. A. Horne, and A. Zeilinger, 1995, *Phys. Rev. Lett.* **75**, 2064.
- Grice, W. P., A. B. U'Ren, and I. A. Walmsley, 2001, *Phys. Rev. A* **64**, 063815.
- Grice, W. P., and I. A. Walmsley, 1996, *J. Mod. Opt.* **43**, 795.
- Grosshans, F., and P. Grangier, 2001, *Eur. Phys. J. D* **14**, 119.
- Grosshans, F., and Ph. Grangier, 2002, *Phys. Rev. Lett.* **88**, 057902.
- Guță, M., and Artiles, L., 2007, *Math. Methods Statist.* **16**, 1.
- Hansen, H., 2000, Ph.D. thesis, Universität Konstanz.
- Hansen, H., T. Aichele, C. Hettich, P. Lodahl, A. I. Lvovsky, J. Mlynek, and S. Schiller, 2001, *Opt. Lett.* **26**, 1714.
- Herman, G. T., 1980, *Image Reconstruction from Projections: The Fundamentals of Computerized Tomography* (Academic, New York).
- Hessmo, B., P. Usachev, H. Heydari, and G. Björk, 2004, *Phys. Rev. Lett.* **92**, 180401.
- Hong, C. K., and L. Mandel, 1986, *Phys. Rev. Lett.* **56**, 58.
- Hood, C. J., T. W. Lynn, A. C. Doherty, A. S. Parkins, and H. J. Kimble, 2000, *Science* **287**, 1447.
- Howell, J. C., R. S. Bennink, S. J. Bentley, and R. W. Boyd, 2004, *Phys. Rev. Lett.* **92**, 210403.
- Hradil, Z., 1997, *Phys. Rev. A* **55**, R1561.
- Hradil, Z., D. Mogilevtsev, and J. Reháček, 2006, *Phys. Rev. Lett.* **96**, 230401.
- Hradil, Z., J. Reháček, J. Fiurášek, and M. Ježek, 2004, in *Quantum State Estimation*, edited by M. Paris and J. Reháček, Lecture Notes in Physics Vol. 649 (Springer, Berlin), p. 59.
- Iaconis, C., and I. A. Walmsley, 1996, *Opt. Lett.* **21**, 1783.
- Jacobs, K., and P. L. Knight, 1996, *Phys. Rev. A* **54**, R3738.
- James, D. F. V., P. G. Kwiat, W. J. Munro, and A. G. White, 2001, *Phys. Rev. A* **64**, 052312.
- Janicke, U., and M. Wilkens, 1995, *J. Mod. Opt.* **42**, 2183.
- Julsgaard, B., J. Sherson, J. I. Cirac, J. Fiurášek, and E. S. Polzik, 2004, *Nature* **432**, 482.
- Keller, T. E., and M. H. Rubin, 1997, *Phys. Rev. A* **56**, 1534.
- Kiss, T., U. Herzog, and U. Leonhardt, 1995, *Phys. Rev. A* **52**, 2433.
- Klauder, J. R., 1966, *Phys. Rev. Lett.* **16**, 534.
- Klyshko, D. N., 1988a, *Phys. Lett. A* **128**, 133.
- Klyshko, D. N., 1988b, *Phys. Lett. A* **132**, 299.
- Klyshko, D. N., 1988c, *Sov. Phys. Usp.* **31**, 74.
- Knill, E., R. Laflamme, and G. J. Milburn, 2001, *Nature (London)* **409**, 46.
- Koashi, M., T. Yamamoto, and N. Imoto, 2001, *Phys. Rev. A* **63**, 030301(R).
- Kok, P., W. J. Munro, K. Nemoto, T. C. Ralph, J. P. Dowling, and G. J. Milburn, 2007, *Rev. Mod. Phys.* **79**, 135.
- Kuhn, H., D.-G. Welsch, and W. Vogel, 1994, *J. Mod. Opt.* **41**, 1607.
- Kurtsiefer, C., T. Pfau, and J. Mlynek, 1997, *Nature (London)* **386**, 150.
- Lance, A. M., H. Jeong, N. B. Grosse, T. Symul, T. C. Ralph, and P. K. Lam, 2006, *Phys. Rev. A* **73**, 041801(R).
- Langford, N. K., R. B. Dalton, M. D. Harvey, J. L. O'Brien, G. J. Pryde, A. Gilchrist, S. D. Bartlett, and A. G. White, 2004, *Phys. Rev. Lett.* **93**, 053601.
- Laurat, J., G. Keller, J. A. Oliveira-Huguenin, C. Fabre, T. Coudreau, A. S. G. Adesso, and F. Illuminati, 2005, *J. Opt. B: Quantum Semiclassical Opt.* **7**, S577.
- Lee, C. T., 1995, *Phys. Rev. A* **52**, 3374.
- Lee, K. F., F. Reil, S. Bali, A. Wax, and J. E. Thomas, 1999, *Opt. Lett.* **24**, 1370.
- Lee, K. F., and J. E. Thomas, 2002, *Phys. Rev. Lett.* **88**, 097902.
- Leonhardt, U., 1997, *Measuring the Quantum State of Light* (Cambridge University Press, Cambridge).
- Leonhardt, U., M. Munroe, T. Kiss, Th. Richter, and M. G. Raymer, 1996, *Opt. Commun.* **127**, 144.
- Leonhardt, U., and H. Paul, 1993, *Phys. Rev. A* **48**, 4598.
- Leonhardt, U., and M. G. Raymer, 1996, *Phys. Rev. Lett.* **76**, 1985.
- Lo, H. K., 2000, *Phys. Rev. A* **62**, 012313.
- Lobino M., D. Korystov, C. Kupchak, E. Figueroa, B. C. Sanders, and A. I. Lvovsky, 2008 *Science* **322**, 563.
- Lodewyck, J., *et al.*, 2007, *Phys. Rev. A* **76**, 042305.
- Lu, C.-Y., X.-Q. Zhou, O. Gühne, W.-B. Gao, J. Zhang, Z.-S. Yuan, A. Goebel, T. Yang, and J.-W. Pan, 2007, *Nat. Phys.* **3**, 91.
- Lugiato L. A., A. Gatti, and E. Brambilla, 2002, *J. Opt. B: Quantum Semiclassical Opt.* **4**, S176.
- Lund, A. P., H. Jeong, T. C. Ralph, and M. S. Kim, 2004, *Phys. Rev. A* **70**, 020101(R).
- Lvovsky, A. I., 2004, *J. Opt. B: Quantum Semiclassical Opt.* **6**, S556.
- Lvovsky, A. I., and S. A. Babichev, 2002, *Phys. Rev. A* **66**, 011801(R).
- Lvovsky, A. I., H. Hansen, T. Aichele, O. Benson, J. Mlynek, and S. Schiller, 2001, *Phys. Rev. Lett.* **87**, 050402.
- Lvovsky, A. I., and J. Mlynek, 2002, *Phys. Rev. Lett.* **88**, 250401.
- Lvovsky, A. I., and J. H. Shapiro, 2002, *Phys. Rev. A* **65**, 033830.
- Marquardt, Ch., J. Heersink, R. Dong, M. V. Chekhova, A. B. Klimov, L. L. Sanchez-Soto, U. L. Andersen, and G. Leuchs, 2007, *Phys. Rev. Lett.* **99**, 220401.
- McAlister, D. F., M. Beck, L. Clarke, A. Mayer, and M. G. Raymer, 1995, *Opt. Lett.* **20**, 1181.
- McAlister, D. F., and M. G. Raymer, 1997a, *J. Mod. Opt.* **44**, 2359.
- McAlister, D. F., and M. G. Raymer, 1997b, *Phys. Rev. A* **55**, R1609.
- Mogilevtsev, D., 2007, private communication.
- Mogilevtsev, D., J. Reháček, and Z. Hradil, 2007, *Phys. Rev. A* **75**, 012112.
- Mohseni, M., A. T. Rezakhani, and D. A. Lidar, 2008, *Phys. Rev. A* **77**, 032322.
- Mølmer, K., 2006, *Phys. Rev. A* **73**, 063804.
- Mosley, P. J., J. S. Lundeen, B. J. Smith, P. Wasylczyk, A. B.

- U'Ren, C. Silberhorn, and I. A. Walmsley, 2008, *Phys. Rev. Lett.* **100**, 133601.
- Mukamel, E., K. Banaszek, I. A. Walmsley, and C. Dorrer, 2003, *Opt. Lett.* **28**, 1317.
- Munroe, M., D. Boggavarapu, M. E., Anderson, and M. G. Raymer, 1995, *Phys. Rev. A* **52**, R924.
- Myrskog, S. H., J. K. Fox, M. W. Mitchell, and A. M. Steinberg, 2005, *Phys. Rev. A* **72**, 013615.
- Neergaard-Nielsen, J. S., B. M. Nielsen, C. Hettich, K. Mølmer, and E. S. Polzik, 2006, *Phys. Rev. Lett.* **97**, 083604.
- Neergaard-Nielsen, J. S., B. M. Nielsen, H. Takahashi, A. I. Vistnes, and E. S. Polzik, 2007, *Opt. Express* **15**, 7940.
- Newton, R. G., and B. L. Young, 1968, *Ann. Phys. (N.Y.)* **49**, 393.
- Nha, H., and H. J. Carmichael, 2004, *Phys. Rev. Lett.* **93**, 020401.
- Nicholson, P. W., 1974, *Nuclear Electronics* (Wiley, New York).
- Nielsen, A. E. B., and K. Mølmer, 2007a, *Phys. Rev. A* **75**, 023806.
- Nielsen, A. E. B., and K. Mølmer, 2007b, *Phys. Rev. A* **75**, 043801.
- Nielsen, M. A., E. Knill, and R. Laflamme, 1998, *Nature* **396**, 52.
- Nogueira, W. A. T., S. P. Walborn, S. Pádua, and C. H. Monken, 2002, *Phys. Rev. A* **66**, 053810.
- O'Brien, J. L., G. J. Pryde, A. Gilchrist, D. F. V. James, N. K. Langford, T. C. Ralph, and A. G. White, 2004, *Phys. Rev. Lett.* **93**, 080502.
- Oliver, B. J., and C. R. Stroud, 1989, *Phys. Lett. A* **135**, 407.
- Opatrný, T., G. Kurizki, and D.-G. Welsch, 2000, *Phys. Rev. A* **61**, 032302.
- Opatrný, T., D.-G. Welsch, and W. Vogel, 1996, *Acta Phys. Slov.* **46**, 469.
- Ou, Z. Y., 1997, *Quantum Semiclassic. Opt.* **9**, 599.
- Ou, Z. Y., S. F. Pereira, H. J. Kimble, and K. C. Peng, 1992, *Phys. Rev. Lett.* **68**, 3663.
- Ourjoumtsev, A., H. Jeong, R. Tualle-Brouri, and P. Grangier, 2007, *Nature (London)* **448**, 784.
- Ourjoumtsev, A., R. Tualle-Brouri, and P. Grangier, 2006, *Phys. Rev. Lett.* **96**, 213601.
- Ourjoumtsev, A., R. Tualle-Brouri, J. Laurat, and P. Grangier, 2006, *Science* **312**, 83.
- Özdemir, S. K., A. Miranowicz, M. Koashi, and N. Imoto, 2002, *Phys. Rev. A* **66**, 053809.
- Parigi, V., A. Zavatta, M. Kim, and M. Bellini, 2007, *Science* **317**, 1890.
- Paris, M., and J. Řeháček, 2004, Eds., *Quantum State Estimation*, Lecture Notes in Physics Vol. 649 (Springer, Berlin).
- Paul, H., U. Leonhardt, and G. M. D'Ariano, 1995, *Acta Phys. Slov.* **45**, 261.
- Pegg, D. T., L. S. Phillips, and S. M. Barnett, 1998, *Phys. Rev. Lett.* **81**, 1604.
- Poyatos, J. F., J. I. Cirac, and P. Zoller, 1997, *Phys. Rev. Lett.* **78**, 390.
- Radeka, V., 1988, *Annu. Rev. Nucl. Part. Sci.* **38**, 217.
- Ralph, T. C., A. Gilchrist, G. J. Milburn, W. J. Munro, and S. Glancy, 2003, *Phys. Rev. A* **68**, 042319.
- Rao, C. R., 1945, *Bull. Calcutta Math. Soc.* **37**, 81.
- Rarity, J. G., 1995, *Ann. N.Y. Acad. Sci.* **755**, 624.
- Raymer, M. G., 1997a, *Contemp. Phys.* **38**, 343.
- Raymer, M. G., 1997b, *J. Mod. Opt.* **44**, 2565.
- Raymer, M. G., D. F. McAlister, and A. Funk, 1998, in *Quantum Communication, Measurement, and Computing*, edited by P. Kumar (Plenum, New York, 2000), p. 162.
- Raymer, M. G., and M. Beck, 2004, in *Quantum State Estimation*, edited by M. Paris and J. Řeháček, Lecture Notes in Physics Vol. 649 (Springer, Berlin), p. 235.
- Raymer, M. G., M. Beck, and D. F. McAlister, 1994, *Phys. Rev. Lett.* **72**, 1137.
- Raymer, M. G., J. Cooper, H. J. Carmichael, M. Beck, and D. T. Smithey, 1995, *J. Opt. Soc. Am. B* **12**, 1801.
- Raymer, M. G., and A. C. Funk, 1999, *Phys. Rev. A* **61**, 015801.
- Raymer, M. G., D. F. McAlister, and U. Leonhardt, 1996, *Phys. Rev. A* **54**, 2397.
- Raymer, M. G., J. Noh, K. Banaszek, and I. A. Walmsley, 2005, *Phys. Rev. A* **72**, 023825.
- Řeháček, J., and Z. Hradil, 2004, e-print arXiv:physics/0404121.
- Řeháček, J., Z. Hradil, and M. Ježek, 2001, *Phys. Rev. A* **63**, 040303(R).
- Řeháček, J., Z. Hradil, E. Knill, and A. I. Lvovsky, 2007, *Phys. Rev. A* **75**, 042108.
- Řeháček, J., *et al.*, 2008, *New J. Phys.* **10**, 043022.
- Reid, M. D., 1989, *Phys. Rev. A* **40**, 913.
- Reil, F., and J. E. Thomas, 2005, *Phys. Rev. Lett.* **95**, 143903.
- Richter, Th., 1997, *J. Mod. Opt.* **44**, 2385.
- Rohde, P. P., 2006 e-print arXiv:quant-ph/0609005.
- Rohde, P. P., and A. P. Lund, 2007, e-print arXiv:quant-ph/0702064.
- Rohde, P. P., W. Mauerer, and C. Silberhorn, 2007, *New J. Phys.* **9**, 91.
- Royer, A., 1977, *Phys. Rev. A* **15**, 449.
- Sasada, H., and M. Okamoto, 2003, *Phys. Rev. A* **68**, 012323.
- Sasaki, M., and S. Suzuki, 2006, *Phys. Rev. A* **73**, 043807.
- Sasaki, M., M. Takeoka, and H. Takahashi, 2008, *Phys. Rev. A* **77**, 063840.
- Schiller, S., G. Breitenbach, S. F. Pereira, T. Müller, and J. Mlynek, 1996, *Phys. Rev. Lett.* **77**, 2933.
- Schori, C., Sørensen, J. L., and E. S. Polzik, 2002, *Phys. Rev. A* **66**, 033802.
- Schrödinger, E., 1935, *Naturwiss.* **23**, 807.
- Scully, M. O., and M. S. Zubairy, 1997, *Quantum Optics* (Cambridge University Press, Cambridge).
- Sherson, J. F., H. Krauter, R. K. Olsson, B. Julsgaard, K. Hammerer, J. I. Cirac, and E. S. Polzik, 2006, *Nature* **443**, 557.
- Silberhorn, Ch., T. C. Ralph, N. Lütkenhaus, and G. Leuchs, 2002, *Phys. Rev. Lett.* **89**, 167901.
- Simon, R., 2000, *Phys. Rev. Lett.* **84**, 2726.
- Sipe, J. E., 1995, *Phys. Rev. A* **52**, 1875.
- Slusher, R. E., L. W. Hollberg, B. Yurke, J. C. Mertz, and J. F. Valley, 1985, *Phys. Rev. Lett.* **55**, 2409.
- Smith, B. J., B. Killett, M. G. Raymer, I. A. Walmsley, and K. Banaszek, 2005, *Opt. Lett.* **30**, 3365.
- Smith, B. J., and M. G. Raymer, 2007, *New J. Phys.* **9**, 414.
- Smithey, D. T., M. Beck, M. Belsley, and M. G. Raymer, 1992, *Phys. Rev. Lett.* **69**, 2650.
- Smithey, D. T., M. Beck, J. Cooper, and M. G. Raymer, 1993, *Phys. Rev. A* **48**, 3159.
- Smithey, D. T., M. Beck, J. Cooper, M. G. Raymer, and A. Faridani, 1993, *Phys. Scr.* **T48**, 35.
- Smithey, D. T., M. Beck, M. G. Raymer, and A. Faridani, 1993, *Phys. Rev. Lett.* **70**, 1244.
- Sudarshan, E. C. G., 1963, *Phys. Rev. Lett.* **10**, 277.
- Takahashi, H., K. Wakui, S. Suzuki, M. Takeoka, K. Hayasaka, A. Furusawa, and M. Sasaki, 2008, *Phys. Rev. Lett.* **101**, 233605.

- Tan, S. M., D. F. Walls, and M. J. Collett, 1991, *Phys. Rev. Lett.* **66**, 252.
- Titulaer, U. M., and R. J. Glauber, 1966, *Phys. Rev.* **145**, 1041.
- Torres, J. P., F. Macià, S. Carrasco, and L. Torner, 2005, *Opt. Lett.* **30**, 314.
- U'Ren, A. B., K. Banaszek, and I. A. Walmsley, 2003, *Quantum Inf. Comput.* **3**, 480.
- U'Ren, A. B., R. K. Erdmann, M. de la Cruz-Gutierrez, and I. A. Walmsley, 2006, *Phys. Rev. Lett.* **97**, 223602.
- U'Ren, A. B., Y. Jeronimo-Moreno, and H. Garcia-Gracia, 2007, *Phys. Rev. A* **75**, 023810.
- U'Ren, A. B., C. Silberhorn, K. Banaszek, I. A. Walmsley, R. Erdmann, W. P. Grice, and M. G. Raymer, 2005, *Laser Phys.* **15**, 146.
- Usami, K., Y. Nambu, Y. Tsuda, K. Matsumoto, and K. Nakamura, 2003, *Phys. Rev. A* **68**, 022314.
- Vaidman, L., 1995, *Phys. Rev. Lett.* **75**, 2063.
- van Enk, S. J., 2005, *Phys. Rev. A* **72**, 022308.
- van Enk, S. J., and O. Hirota, 2001, *Phys. Rev. A* **64**, 022313.
- van Enk, S. J., N. Lütkenhaus, and H. J. Kimble, 2007, *Phys. Rev. A* **75**, 052318.
- van Loock, P., 2002, *Fortschr. Phys.* **50**, 1177.
- Vardi, Y., and D. Lee, 1993, *J. R. Stat. Soc. Ser. B (Methodol.)* **55**, 569.
- Vasilyev, M., S. K. Choi, P. Kumar, and G. M. D'Ariano, 2000, *Phys. Rev. Lett.* **84**, 2354.
- Vogel, K., and H. Risken, 1989, *Phys. Rev. A* **40**, 2847.
- Vogel, W., 2000, *Phys. Rev. Lett.* **84**, 1849.
- Voss, P., T.-G. Noh, S. Dugan, M. Vasilyev, P. Kumar, and G. M. D'Ariano, 2002, *J. Mod. Opt.* **49**, 2289.
- Wakui, K., H. Takahashi, A. Furusawa, and M. Sasaki, 2007, *Opt. Express* **15**, 3568.
- Walborn, S. P., A. N. de Oliveira, R. S. Thebaldi, and C. H. Monken, 2004, *Phys. Rev. A* **69**, 023811.
- Walton, Z. D., M. C. Booth, A. V. Sergienko, B. E. A. Saleh, and M. C. Teich, 2003, *Phys. Rev. A* **67**, 053810.
- Walton, Z. D., A. V. Sergienko, B. E. A. Saleh, and M. C. Teich, 2004, *Phys. Rev. A* **70**, 052317.
- Wasilewski, W., A. I. Lvovsky, K. Banaszek, and C. Radzewicz, 2006, *Phys. Rev. A* **73**, 063819.
- Welsch, D.-G., W. Vogel, and T. Opatrný, 1999, in *Progress in Optics*, edited by E. Wolf (North Holland, Amsterdam), Vol. XXXIX, p. 63.
- Wenger, J., A. Ourjoumtsev, R. Tualle-Brouri, and P. Grangier, 2005, *Eur. Phys. J. D* **32**, 391.
- Wenger, J., R. Tualle-Brouri, and P. Grangier, 2004a, *Opt. Lett.* **29**, 1267.
- Wenger, J., R. Tualle-Brouri, and P. Grangier, 2004b, *Phys. Rev. Lett.* **92**, 153601.
- Wigner, E. P., 1932, *Phys. Rev.* **40**, 749.
- Wu, L. A., H. J. Kimble, J. L. Hall, and H. Wu, 1986, *Phys. Rev. Lett.* **57**, 2520.
- Yarnall, T., A. F. Abouraddy, B. E. A. Saleh, and M. C. Teich, 2007, *Phys. Rev. Lett.* **99**, 170408.
- Zavatta, A., M. Bellini, P. L. Ramazza, F. Marin, and F. T. Arcetri, 2002, *J. Opt. Soc. Am. B* **19**, 1189.
- Zavatta, A., M. D'Angelo, V. Parigi, and M. Bellini, 2006, *Phys. Rev. Lett.* **96**, 020502.
- Zavatta, A., V. Parigi, and M. Bellini, 2007, *Phys. Rev. A* **75**, 052106.
- Zavatta, A., S. Viciani, and M. Bellini, 2004a, *Science* **306**, 660.
- Zavatta, A., S. Viciani, and M. Bellini, 2004b, *Phys. Rev. A* **70**, 053821.
- Zavatta, A., S. Viciani, and M. Bellini, 2005, *Phys. Rev. A* **72**, 023820.
- Zavatta, A., S. Viciani, and M. Bellini, 2006, *Laser Phys. Lett.* **3**, 3.
- Zhang Y., H. Wang, X. Li, J. Jing, C. Xie, and K. Peng, 2000, *Phys. Rev. A* **62**, 023813.
- Zhang, Z. M., 2004, *Mod. Phys. Lett. B* **18**, 393.
- Zukowski, M., A. Zeilinger, and H. Weinfurter, 1995, *Ann. N.Y. Acad. Sci.* **755**, 91.